

MIND

FORGET

MANACLES

CARMINE PEPE — 1976

BREATH SYMBOLS

↑	inhale	6	↘	quick gasp exhale	15	↗	nose buzzing in.	24	↕	stopping the breath nose ex.
↓	exhale	7	↗	quick nose inhale	16	↘	nose buzzing ex.	25	↕	gargling/gurgling in.
o	mouth	8	↘	quick nose exhale	17	↗	hit the mouth in.	26	↘	gargling/gurgling ex.
oo	nose	9	↗	lip pop inhale	18	↘	hit the mouth ex.	27	↗	kiss
1	↗	mouth inhale	10	↘	lip pop exhale	19	↗	hit/pinch the nose in.		
2	↘	mouth exhale	11	↗	nose pop inhale	20	↘	hit/pinch the nose ex.		
3	↗	nose inhale	12	↘	nose pop exhale	21	↗	stopping the breath in.		
4	↘	nose exhale	13	↗	lip buzzing in.	22	↘	stopping the breath ex.		
5	↗	quick gasp inhale	14	↘	lip buzzing ex.	23	↗	stopping the breath, nose in.		










77 AAU-253










GESTURAL AND SOUND SYMBOLS FACE I


1		closed mouth	10		glottal stroke	19		animal sounds	28		finger popping in mouth
2		normal speech	11		vocal rasp	20		whistling	29		sneeze
3		quiet talking	12		falsetto voice	21		inhale whistling	30		nose sounds;
4		whispering	13		air bubbles in cheeks	22		mumbling	31		hiccup
5		laughing	14		moaning	23		hissing	32		tongue clicks
6		giggling	15		teeth hitting together	24		murmuring	33		voiceless giggle
7		yelling	16		slapping the face	25		holding the tongue while talking or singing	34		kiss
8		screaming	17		slapping top of head	26		lip quaver	35		pinched, pursed lips
9		coughing	18		moving tongue up and down	27		lip smacking	36		bass/low voice

GESTURAL AND SOUND SYMBOLS FACE II

77 AUG - 25 '3

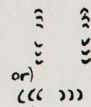
- 37  shaking head sideways
- 38  shaking head up and down
- 39  circular motion
- 40  spastic, irregular motion
- 41  finger flicking the ear lobe
- 42  fingers going through hair
- 43  clearing throat
- 44  air sounds in throat, mouth open
- 45  air sounds in throat, mouth closed


- 46  air sounds from stomach, mouth closed
- 47  air sounds from stomach, mouth open
- 48  vomit sounds, mouth closed
- 49  vomit sounds, mouth open
- 50  Lion's roar, sound starts from the pit of the stomach, mouth closed
- 51  Lion's roar, sound starts from the pit of the stomach, mouth open
- 52  a burst of air starting from the diaphragm, forced up, mouth closed
- 53  a burst of air starting from the diaphragm, forced up, mouth open
- 54  diaphragm breathing; push the air in/out from the pit of the stomach; turn nose


- 55  crying


GESTURAL SYMBOLS - UPPER TORSO I


STICK FIGURES SHOW POSITION OF ARMS

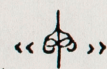

 semi-circular lines are tremors/shakes



 arrows are quick jerking movements


1)  up/down shakes

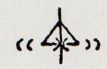
2)  up/down jerks

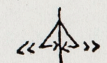
3)  rubbing back/forth tremors


4)  rubbing quick movements


5)  diagonal shakes


6)  diagonal jabs

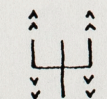
7)  pushing in the side


8)  jabbing the side


9)  hitting/slapping the side

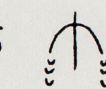
10)  pushing in the diaphragm

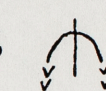
11)  arms straight up/down shakes


12)  arms straight up/down jabs


13)  shakes across the chest

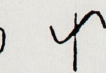
14)  jabs across the chest

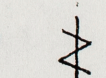
15)  drooping shoulders, hands shaking

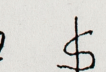
16)  drooping the shoulders, hands jabbing


17)  reaching out and shaking

18)  reaching out, jabbing


20)  wiggling shoulders


21)  hitting the torso


22)  rubbing the torso


23  scratching


24  clapping


25  shaking the arms loose


26  shaking the body and the arms


27  holding hands overhead shaking elbows back/forth


28  holding hands overhead jabbing elbows/hands


29  hit/slap back hand forearm


30  hit/slap inner arm


31  rubbing forearms and hands


32  shaking the elbows


33  hitting the elbows/forearms


35  rubbing hands together


36  rubbing hands/forearms across chest


37  hitting chest


38  rubbing face


39  slapping/hitting face


40  scratching face


41  shaking the head and arms back and forth up/down

42  jerking the head and arms up and down quickly


43  jerking the head and arms back and forth quickly

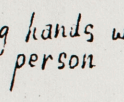
45  push out arms and hands shaking head


46  spin hands and arms upwards in a circular motion


47  cross hands against chest and push in

GESTURAL NOTATION: BODY-I


1  crowd, bunched up in a small tight group pushing against each other.


2  slapping hands with another person

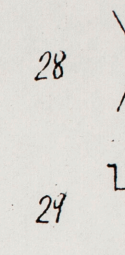
3  slap, hit, strike, the body; all parts


4  crowd pulling

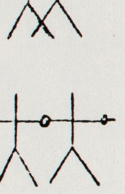
5  pushing.

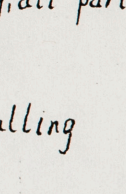
6  tugging

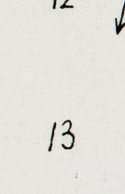
7  lying down

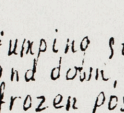
8  clapping

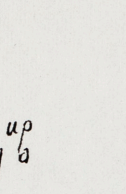
9  walking pushing the legs out; sliding; fast; frozen, stiff


10  regular walking

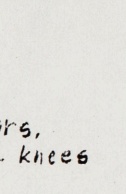
11  leaping

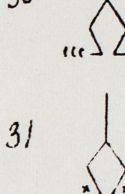
12  jump in a rigid, frozen position bending knees up

13  jumping straight up and down, keeping a frozen position


14  stretch out, keep the body tense; tighten up all the muscles in the body


15  fast running in place; keep the muscles, rigid.

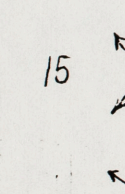
16  stretch out and up quickly

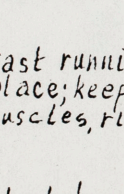
17  wiggle and shuffle fast


18  kneeling


19  kneeling, head down

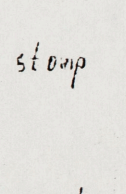
20  slithering and shuffling slowly scraping the floor


21  slow motion walk

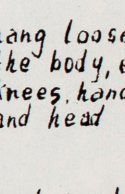
22  body tremors, bending the knees up/down.


23  left foot stomp

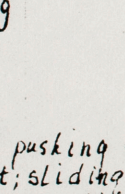
24  right foot stomp

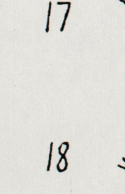
25  stop/go movement; slowly

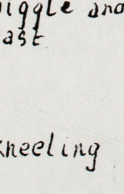
26  shaking the entire body; back/forth


27  shaking the knees and elbows, back and forth.

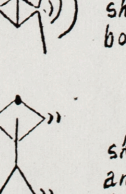
28  stretch out and hold position


29  the strut, normal speed, drag the feet

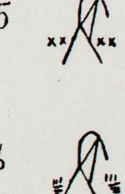
30  shuffling feet back/forth; to/fro

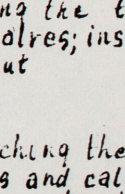
31  hit, tap, heel, toe and flat

32  walk shaking the knees and elbows


33  hang loose; shake the body, elbows knees, hands, feet and head

34  push in diaphragm, kick out knees, together.


35  hitting the thighs and calves; inside and out


36  scratching the thighs and calves inside and out.


GESTURAL NOTATION: BODY · II

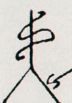
37  rubbing the thighs and calves; inside and out


38  hitting the body


39  rubbing the body


40  scratching the body


41  hitting different parts of the body


43  rubbing different parts of the body


44  scratching different parts of the body


45  jump in a rigid frozen position and when you hit the floor yell.


46  jab elbows down and knees out and head forward.


47  shake the head; push out and shake the elbows, hands, knees and feet.


48  body tremors; the entire body is shaking

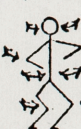
49  quick head jerks; hands pushing in and elbows out; knees pushing out.


50  head jerks; hands pushing in across the chest; knees pushing out.


51  shake head, hands, elbows, knees and feet.


52  jabbing; head forward, arms out elbows bent inward, hands down, knees out.


53  in a stationary position slide feet back and forth.

54  swing the entire body to the left and right, in a continuous motion

55  short, abrupt, sliding, shuffling movements, in place. stop/go.


56  shake the arms and legs. slowly lift the arms over the head, continue shaking

57  stamp the right foot and hands down together.

58 


59 

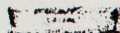
60 


61 


FORMATION AND CONTROL SYMBOLS -


ALL BREATHING, WHETHER CONSTANT, RISING OR FALLING, IS UNDERSTOOD TO COMMENCE ON A MEDIAN PITCH, UNLESS OTHERWISE INDICATED.


1  thin line; a light thin breath

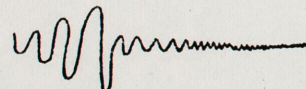
2  heavy line or band; a heavy, full somewhat tense breath


3  an extremely tense full breath


4  a thin light breath rising in pitch but not increasing in volume


5  a thin light breath increasing smoothly in volume and tension and dropping in pitch


6  a thin light breath increasing in volume and tension and rising in pitch to an even plateau with the two portions of the continuous sound sharply articulated.


7  an even and constant breath increasing in speed and oscillating in pitch attained through an accelerating quivering of the chin


8  a group of small dots; stopping the breath quickly and repeatedly with the hand upon the nose or mouth as indicated


9  a quick opening and closing of the mouth without a popping of the lips, with the size of the dot indicating the aperture of the mouth


10  thickness of letter indicates relative dynamics


11  tempo according to spacing

12  pitch and duration of phonemes


13  continue the same pattern


14  take the following line


15  retrograde

16  attack executed at point of the arrow


17 simultaneous events

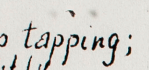
18  stop all sound abruptly


19  box designates area of emphasis

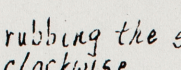
20  go anywhere


PERCUSSION INSTRUMENTS

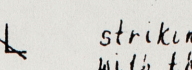
1  fingertip tapping; very lightly

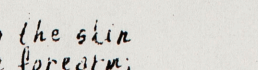
2  fingertip tapping with fleshy part of the fingers, normal


3  fingernail tapping; lightly.

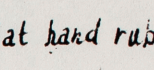
4  - flat finger tapping; the entire finger strikes the drum


5  - four finger tapping; the fingers are bunched up together to strike the drum

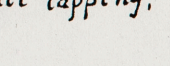
6  - flat hand playing; the entire flat of the hand strikes the drum


7  - flat hand forearm playing; the drum is struck with a flat hand and forearm, together.

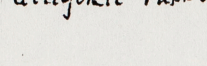
8  - elbow playing; strike the drum with the elbows


9  - knee playing; strike the drum with the knees.

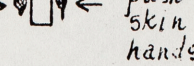
10  rubbing the skin clockwise

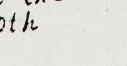
11  rubbing the skin counterclockwise


12  diagonal rubbing

13  scratching the skin vertically

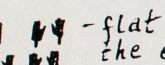
14  stroking the skin clockwise;

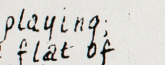
15  stroking/glancing the skin counterclockwise

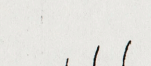
16  scratching the skin horizontally


17  hitting/striking the skin with a normal hand stroke


18  hitting the drum with the feet

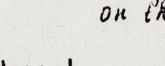
19  striking the skin with the forearm; elbow pressing down


20  striking the skin with the knee; press against the drum


21  push against the skin with both hands

22  blowing air into the drum while pushing against the skin


23  grabbing the drum and pressing down on the skin


24  fast up/down rubbing

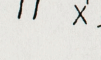
25  fast circular rubbing

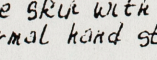
26  fingertip rubbing


27  fingernail rubbing


28  flat hand rubbing

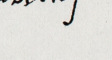
29  rim shot; on stick


30  hit the side of the drum

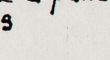
31  rim shot; hit metal rim and drum head simultaneously

32  blow air on skin


33  kiss the drum.


34  break a bottle

35  break a pane of glass

36  break a piece of wood

PERCUSSION AND CONCRETE INSTRUMENTS

37  harmonica

38  penny whistle

PITCH NOTATION

1 ↓ accented, regular
speech

2 ↑ regular speech



3 † raise a quarter
tone

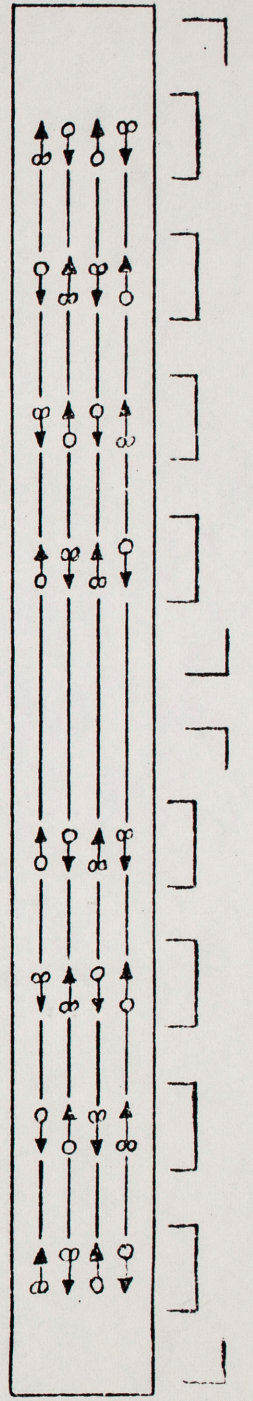

4 ‡ raise three quarter
tones



5 ♭ lower a quarter
tone

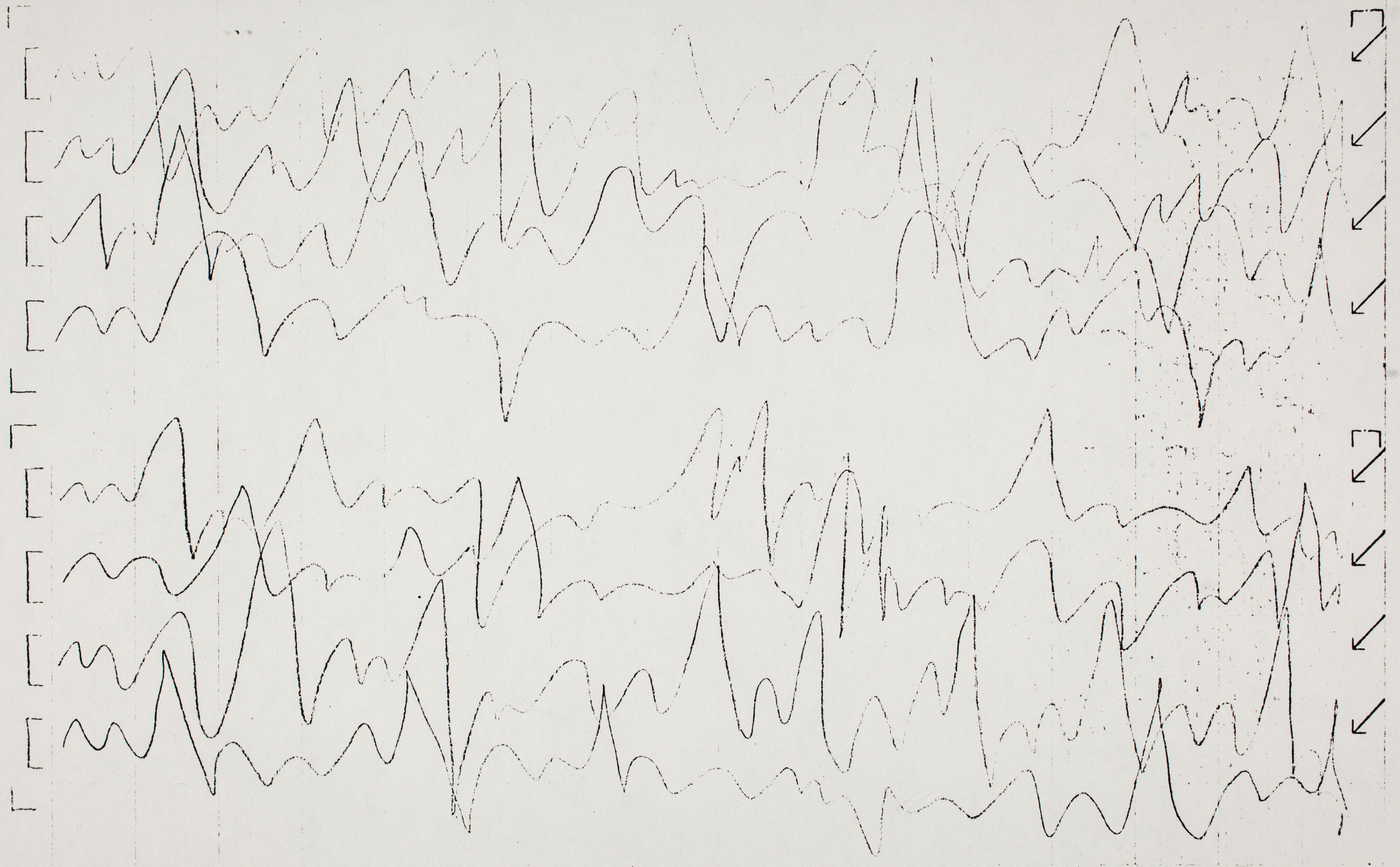
6 ♯ lower three quarter
tones

77 174-252



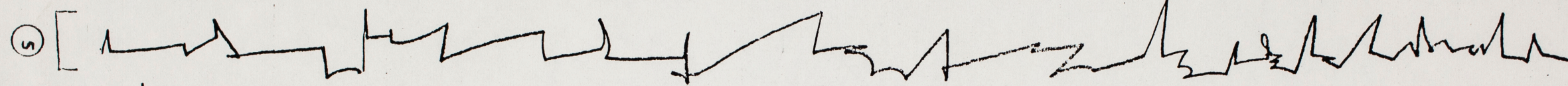






① [~~Handwritten scribbles~~]

② [~~Handwritten scribbles~~]



⑥ [~~Handwritten scribbles~~]


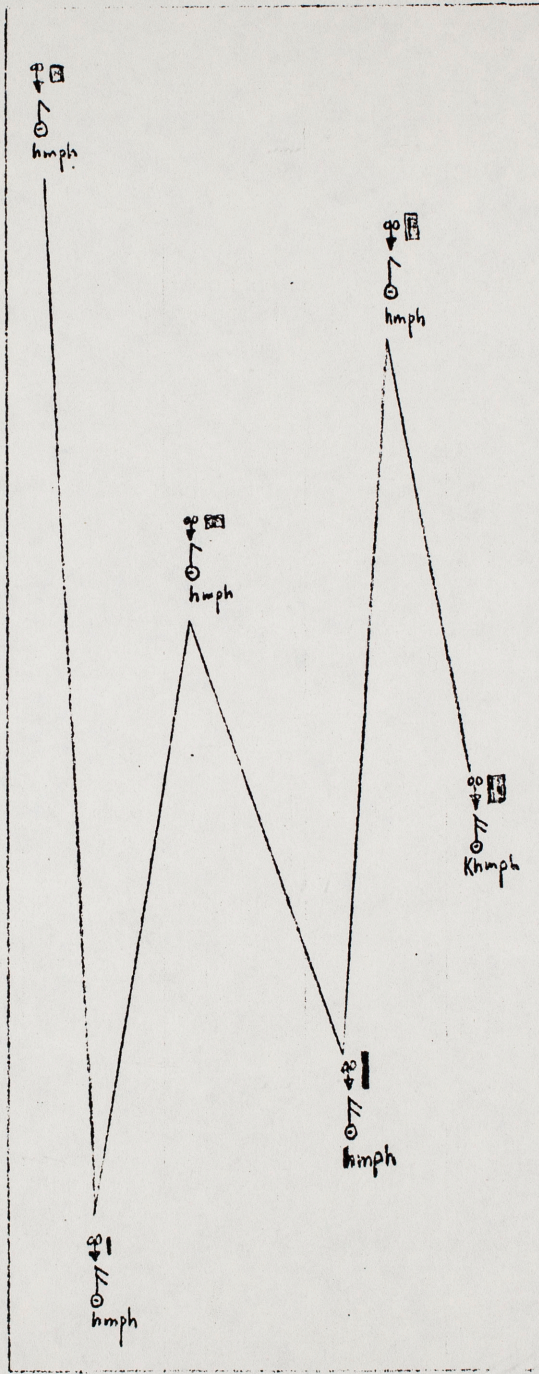
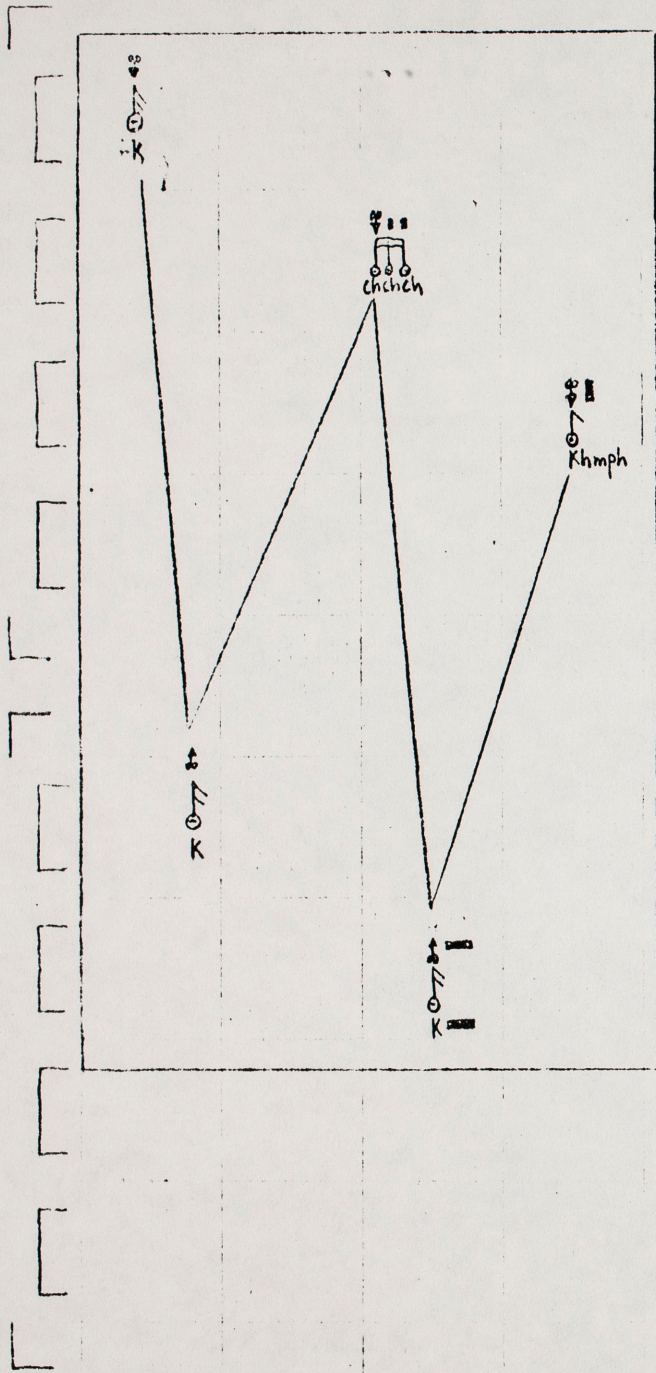
⑦ [~~Handwritten scribbles~~]

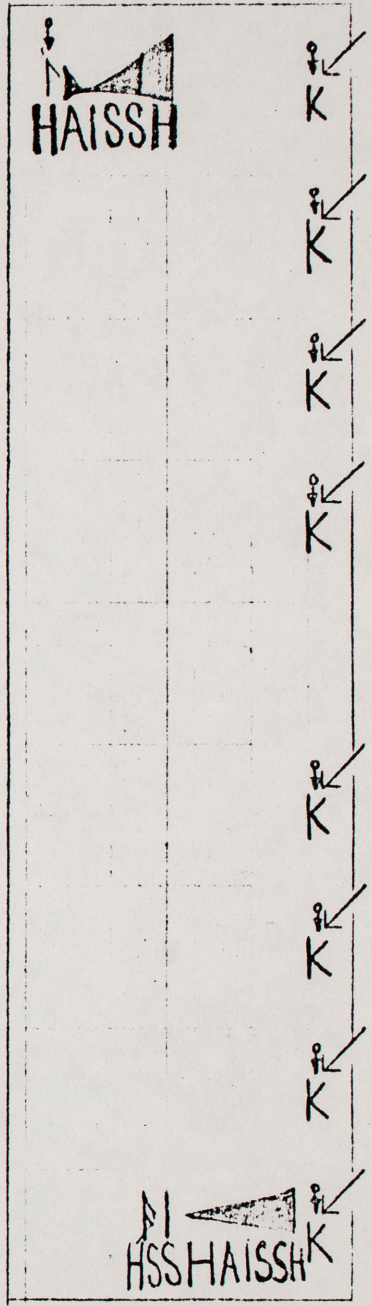
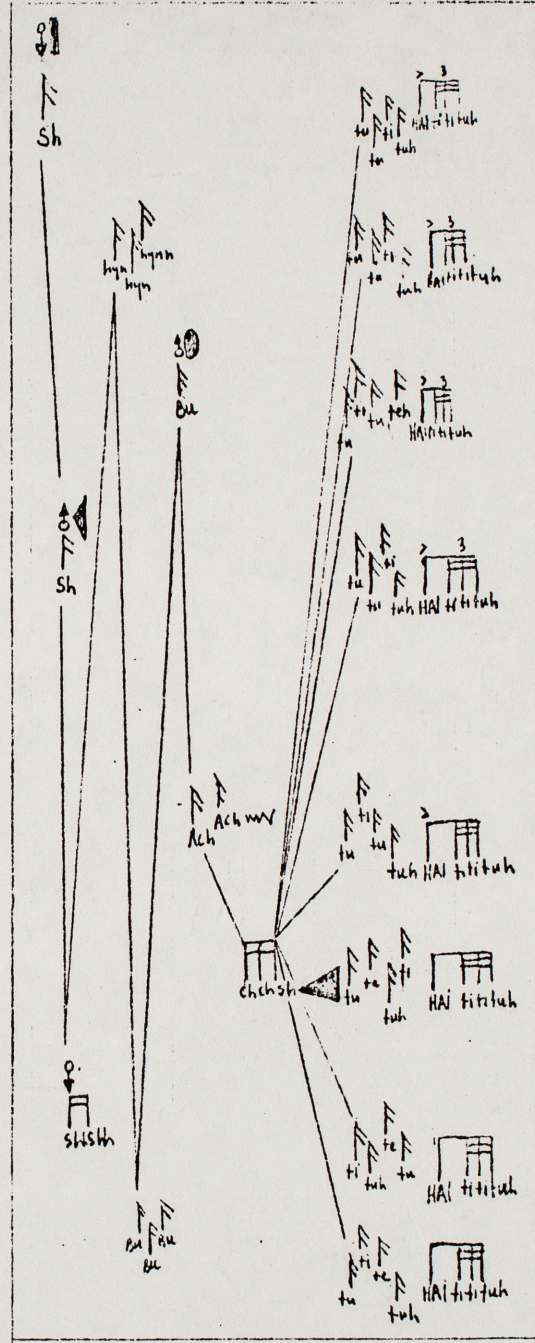
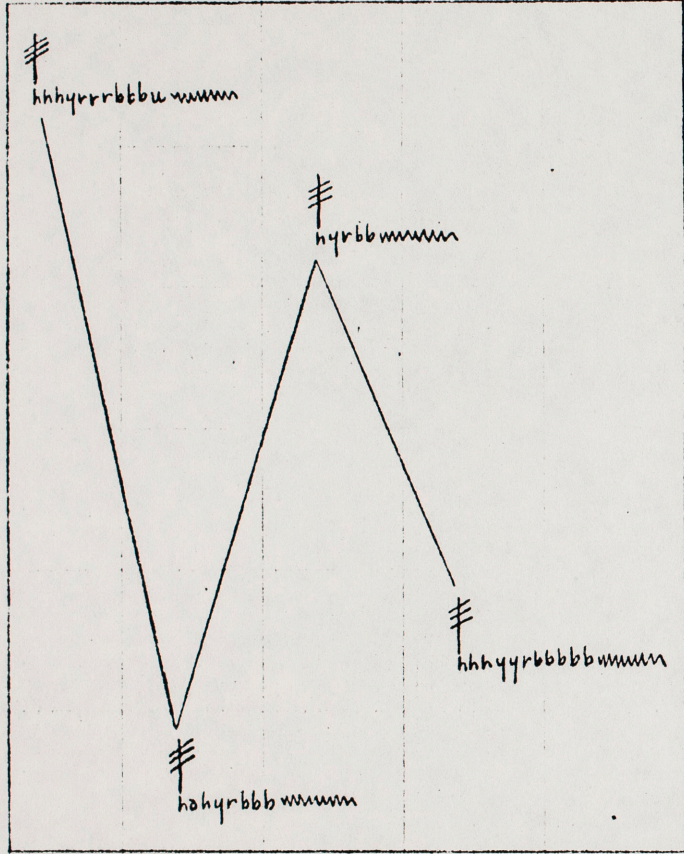
⑧ [~~Handwritten scribbles~~]


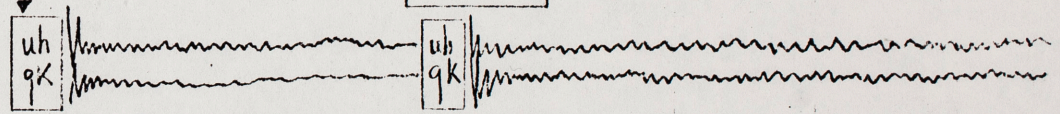

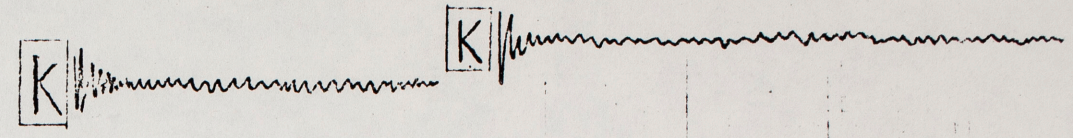
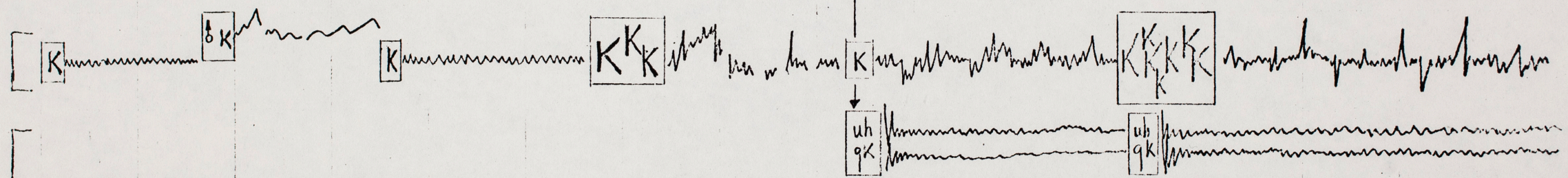
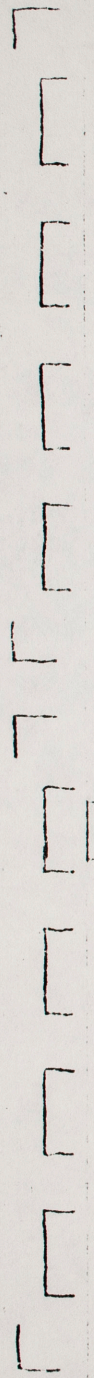


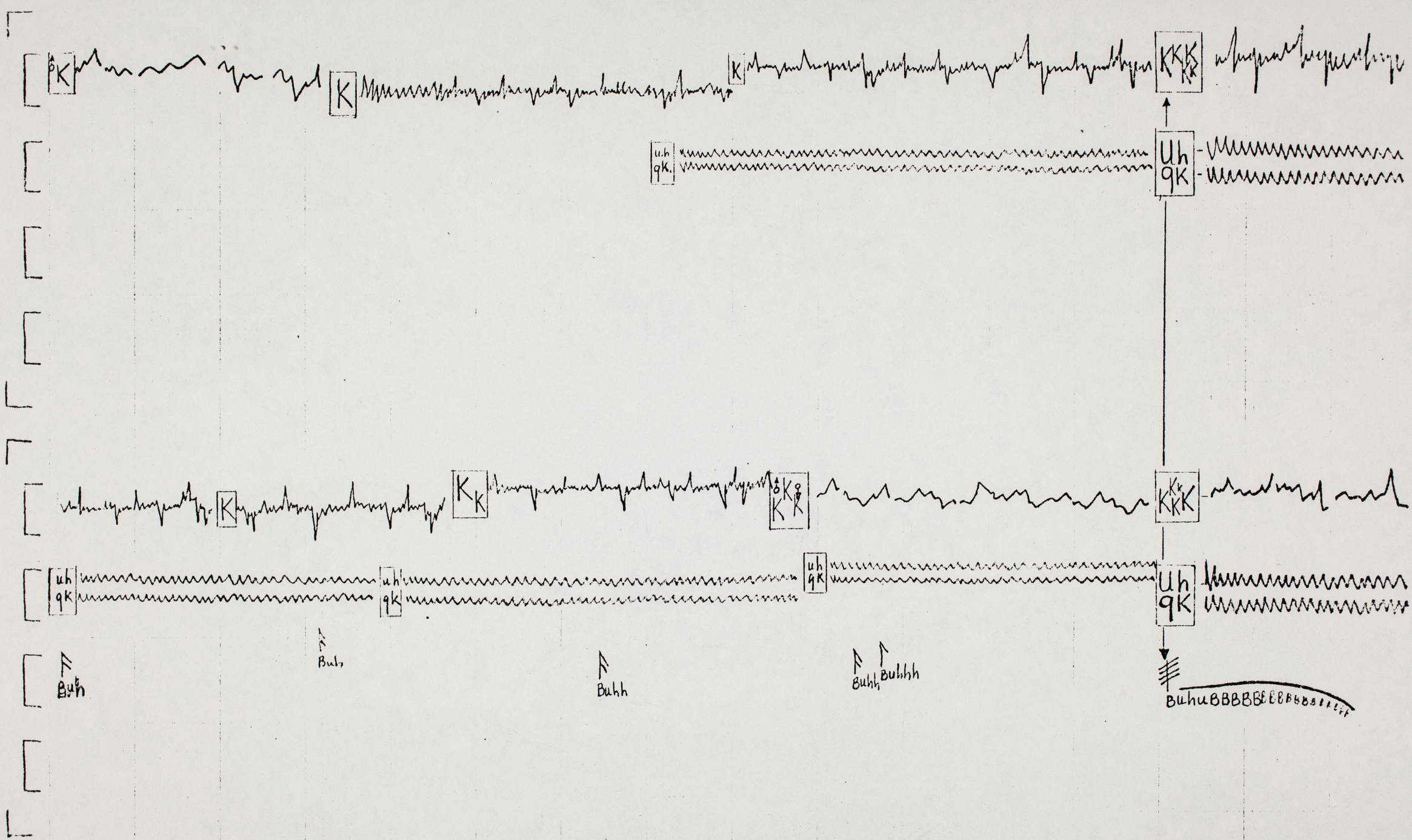
⑩ [~~Handwritten scribbles~~]

Solo voices









[K]

[K]

[K]

[KKK]

uh qk

[uh qk]

[Uh qk]

uh qk

[K]

[K]

[K]

[KKK]

[KKK]

uh qk

[uh qk]

[uh qk]

[uh qk]

[Uh qk]

uh qk



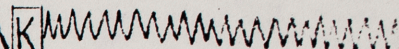
[Buh]






Buh









Buhh

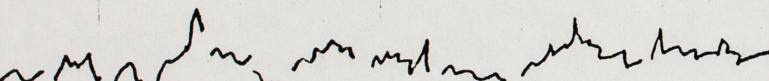


Buhh Buhh


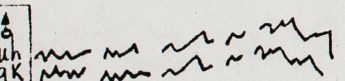
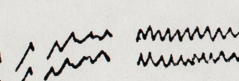

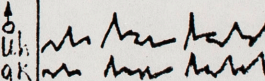

BuhBBBBBBBBBBBB








[ K  K ]

[ uh
qk  uh
qk  uh
qk  uh
qk ]

[ bu hu  BU hu  BU hu  hu bu hu  BU hu hu  BU hu hu hu  hu hu  hu hu]

[K  K  K ]

[ uh
qk  uh
qk  uh
qk  uh
qk  uh
qk ]

[ BU hu  BU hu hu hu  BU hu hu hu hu  bu hu bu hu  bu me fu hu  hu hu  hu hu]

Handwritten musical notation for the first section, featuring three staves. The top staff contains wavy lines representing a melody, with labels **ee KK** and **eeh KK**. The middle staff shows a more complex waveform with labels **uh qk** and **uh qk**. The bottom staff consists of vertical lines representing a rhythm, with labels **huh uh huh** and **uh huh**. The text **MAFATHA** is written above the first staff, and **FURR Eh** and **THUBE Duh** are written below the top staff. A small diagram with the number 3 is located at the top center.

Handwritten musical notation for the second section, also featuring three staves. The top staff has wavy lines with labels **ee KK** and **ee KK**. The middle staff has a complex waveform with labels **uh qk** and **uh qk**. The bottom staff has vertical lines with labels **Buh buh buh buh Buh** and **BAH BAH BAH**. The text **MAFATHAPADA** is written across the middle of the section. Other labels include **BEFUH**, **MUSK IN**, **DRU PE**, and **oooh chh**. A small diagram with the number 3 is located on the left side.

Handwritten musical notation and sound effects on a page with a vertical margin on the left. The notation includes rhythmic patterns, waveforms, and various sound effect symbols.

Row 1: *Si Sn* (wavy line), *FR* (square with arrows), *is* (diagonal line), *ghheeeeeee* (horizontal line with vertical ticks), *kwie* (horizontal line with vertical ticks), *gii qnu* (horizontal line with vertical ticks), *qui* (vertical line with arrow), *KAY* (horizontal line with vertical ticks), *MAH KAY* (horizontal line with vertical ticks).

Row 2: *Si Sn* (wavy line), *ESH KA* (square with arrows), *ESH KAY* (square with arrows), *KYK KKK* (vertical lines), *ESHA KEHH* (horizontal line with vertical ticks), *SHIMAY* (vertical line with arrow), *SHIMAY* (vertical line with arrow), *SSUKAY* (vertical line with arrow), *VOTT* (vertical line with arrow).

Row 3: *Si Sn* (wavy line), *HHAA₃ HHAA₃ HHAI₃EE* (horizontal line with vertical ticks), *nyrabuh* (square with arrows), *ALRRRRR* (horizontal line with vertical ticks), *ALRRRRR* (horizontal line with vertical ticks), *nyrabuh* (square with arrows), *ALRRRRR* (horizontal line with vertical ticks), *nyrabuh* (square with arrows).

Row 4: *Si Sn* (wavy line), *HHAI* (vertical line with arrow), *HAISHH* (vertical line with arrow), *qua DRCH* (square with arrows), *qua DRRRCH* (square with arrows), *CCCCCCCC* (horizontal line with vertical ticks).

Row 5: *OAOAOA* (wavy line), *AHCACA* (square with arrows), *AHCACA* (square with arrows), *GGAGGAGGA GGAGGA* (horizontal line with vertical ticks), *DUDUDUDU* (horizontal line with vertical ticks), *HHA* (vertical line with arrow), *HHA* (vertical line with arrow), *HHAI* (vertical line with arrow), *HESAH* (vertical line with arrow), *HAI EESSHH* (vertical line with arrow), *HAI EESSHH* (vertical line with arrow).

Row 6: *OAOAOA* (wavy line), *TARA TARA TARATARATARA* (horizontal line with vertical ticks), *TAKA TAKATAKADAKADAKA* (horizontal line with vertical ticks), *HAI EESSHH* (vertical line with arrow), *ESHRAAHHHH* (vertical line with arrow).

Row 7: *OAOAOA* (wavy line), *KON KON KON KON KON KONN KONN KONN KONN KOAN KOAN KOAN KWEN* (vertical lines with arrows).

Row 8: *OAOAOA* (wavy line), *AUHWU AUHWU AUHWU AUHWU AUHWU* (vertical lines with arrows).

