

Philip W. Swift
Rochester, New York

PRESUMPTUOUS IMPOSITION PIECE # 1

(by Norman Lowrey, October 18, 1974)

1. Context: From having taught a year at California State University, San Diego (in the stead of David Ward-Steinman, an idiot I've never met) and having briefly met you through Jack Logan: and in developing a course at Stephens College exploring the creative process: I wanted to draw upon the resources of a living woman composer for my "students" to bang their heads against, so to speak: you came to mind: and it struck me, probably too late, that there was no reason other than my natural disinclination to beleager busy people with further busy-ness, that I shouldn't write and maybe get some "stuff" from the live and lively person herself.

2. Apologetic Requests: (A) Could you possibly take time to suggest to me what ideas you have about "how" you "create?" "How" do you "think" about your own "creative" "processes?" (B) Will you ever forgive me for asking you to provide some information about your most recent "work?" Might you provide that information? (C) Are there any articles about you that I might not have been able to trace through the Music Index? (D) What about recordings I wouldn't know about through the Schwann Catalogue? And (E) would you at all consider taking a jaunt, at our expense, to miserable Missouri, for the purpose of confronting directly our students here? How about in November or December? In the spring? Next year? Ever?


Humanities Department
Box 2047
Stephens College
Columbia, Missouri 65201

3. Dear Ms Oliveros:

Please forgive this entire project as an imposition on your time. If it intrigues you at all, I'll hope to hear from you. If not, you may make an airplane following the instructions provided.


The airplane, if you have not seen one of such design before, in its exquisiteness, should more than make up in pleasure for you what this "letter's" insanity gives you of grief.

Yours in the service of sounds,



Norman Lowrey

INSTRUCTIONS →


1. Cut out A. Bring two ends together to form a ring. Overlap to dotted line and glue together
2. Repeat with B
3. Cut out C. Score along dotted lines. Overlap two sides and glue to form a triangular rod
4. Place each ring on ends of rod so that a flat side of the rod is glued to inside of ring.




A



B



C

Please over 

4. If you should see that bastard Jack Logan tell him that I suggest to him that I hope his lips shrivel into tinkling slivers of icy skin the next time he attempts to make the least noise through that beastly trumpet of his.