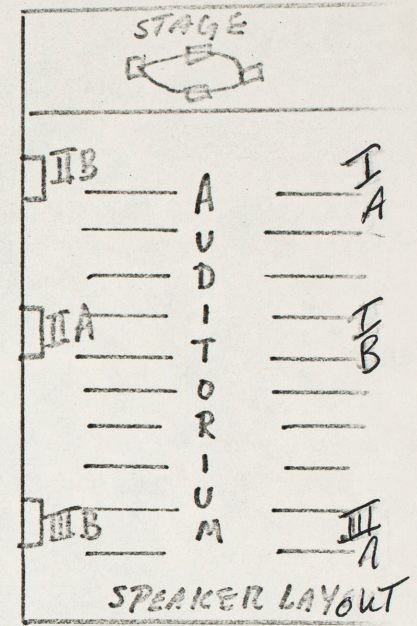
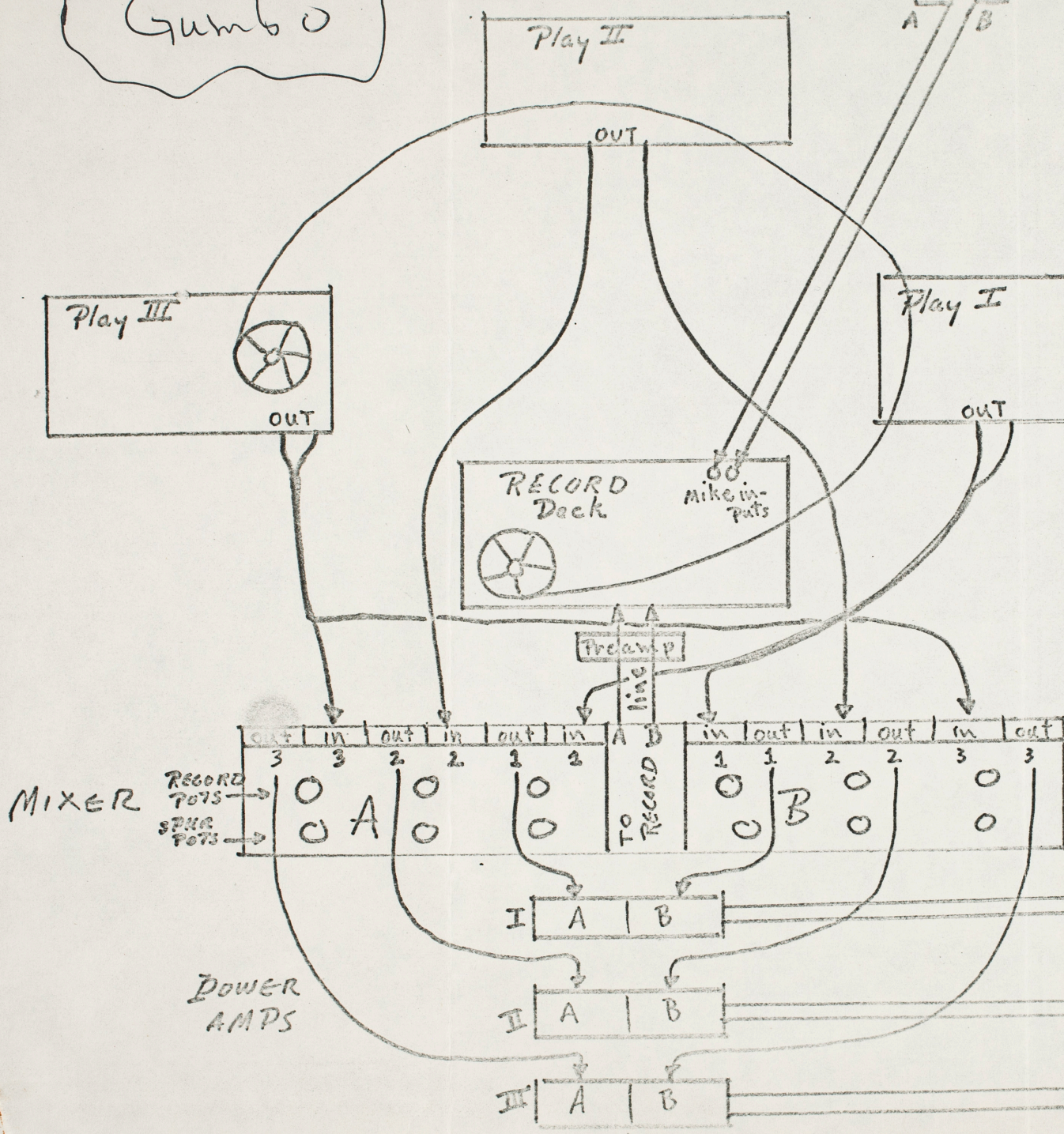


Gumbo

Soprano A
Alto B



TIME DELAY BETWEEN:
 RECORD + Play I → 8 sec.
 Play I + Play II → 7 sec
 Play II + Play III → 5 sec

(With small decks
 7.5 ips works best —
 because leads from
 mixer were kept short
 to avoid noise pick-up.)

MIXER

RECORD POTS
 SPKR POTS

POWER AMPS

SPEAKERS

Gumbo

MIXER OPERATING INSTRUCTIONS.

CONNECT TERMINALS MARKED "PLAY" TO TAPE OUTPUT JACKS ON THE THREE TAPE RECORDERS.

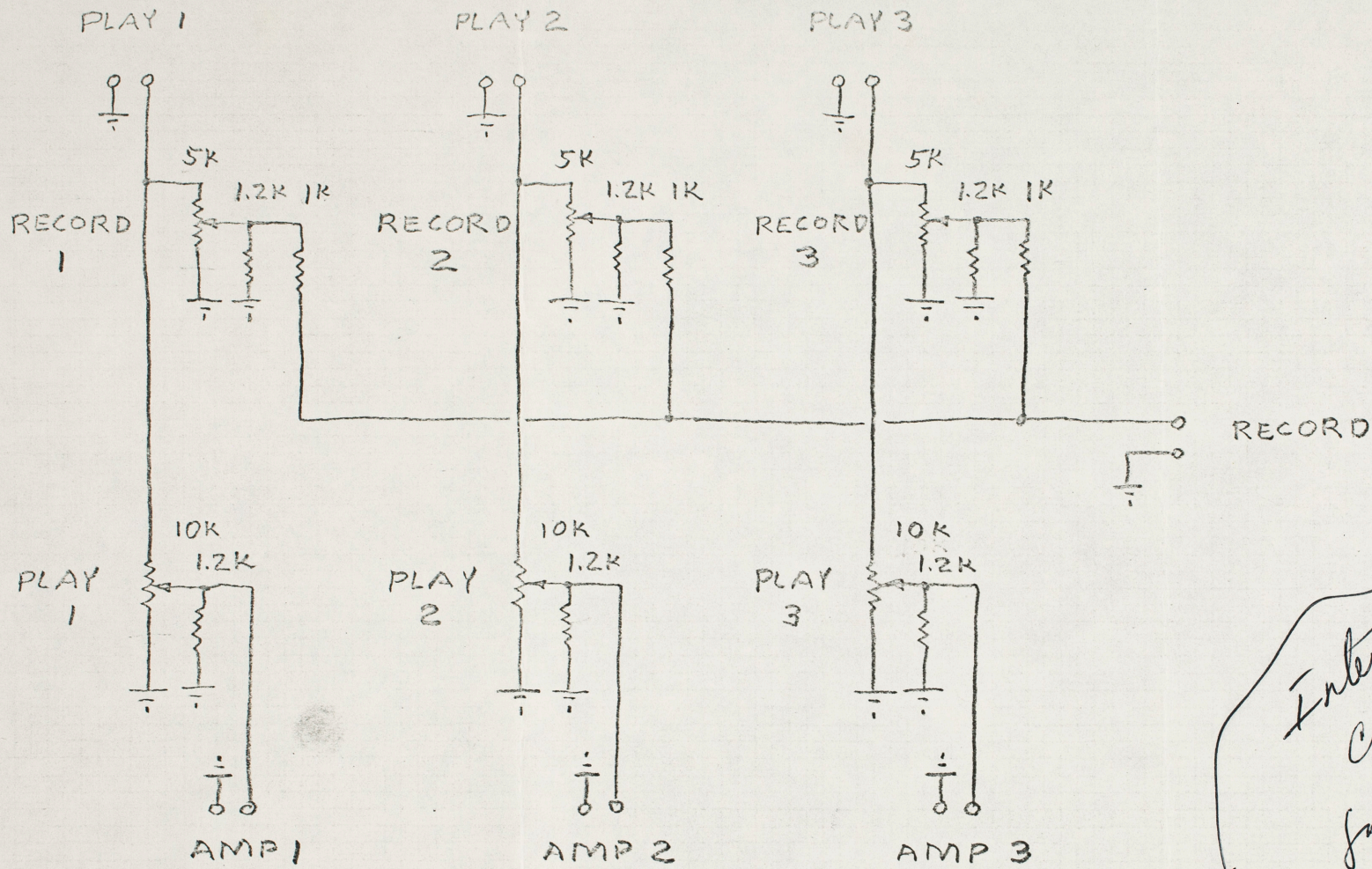
CONNECT TERMINALS MARKED "RECORD" TO THE LINE IN JACKS ON THE FIRST TAPE RECORDER.

CONNECT TERMINALS MARKED "AMP" TO THE INPUTS OF THE THREE POWER AMPLIFIERS.

THE BLACK TERMINALS GO TO THE SHIELDS. CONNECT THE MICROPHONES TO THE TWO MICROPHONE JACKS ON THE FIRST TAPE RECORDER.

PS, Mixer, leads, & "jute box" chord can be mailed. Remaining materials: 4 decks (1 record, 3 pbk) 3 power or interp amps, one variable gain preamp, 6 loudspeakers.

ONE BUD PANEL	2.40
TWELVE OHMITE POTENTIOMETERS	23.40
EIGHTEEN RESISTORS	1.44
THREE TERMINAL	3.05
	<hr/>
	30.29



*Internal mixer
Circuitry
for Stereo*

ONE OF TWO IDENTICAL CHANNELS.

HEMBATH