

PEOPLE PIECES

WHISTLING

FOREST PIECES

TOUCHING LISTENING

WHISTLE A TUNELESS TUNE AS LONG AS YOU WISH

TOUCHING THE TRUNK OF A TREE W 2 HANDS PALMS LISTENING

ONE WHISTLE ANOTHER IMITATES PASS AROUND

WHISTLE AS YOU INHALE AS LONG AS ONE BREATH

LEANING AGAINST A TREE WITH YOUR BACK LISTENING TO THE TREE AROUND.

WHISTLE HIGH BETWEEN THE FRONT TEETH

STANDING W/ FEET ON GROUND FACE LOOKING UP & LISTENING

WHISTLE LOW WITH YOUR 2 HANDS CUPPED

ON HANDS & KNEES W/ ONE EAR FACING GROUND LISTENING

WHISTLE LOUD W/ YOUR FINGERS

LISTENING TO INSECTS - FLIES BEES

LISTEN TO A BIRD CALL WHISTLE A BIRD CALL

LISTENING TO CRICKETS

FIND A BLADE OF GRASS TO WHISTLE THROUGH ITS A REED

FACE LOOKING UP EYES CLOSED LISTENING

BIRD CALLS DUCK CALLS

PLASTIC (PIECES) AS REEDS - SOUNDS LIKE DUCK CALLS

SITTING CHANTING OM LISTENING TO YOUR VIBES MIX W/ FOREST'S

A MOUTH PIECE FROM A CLARINET

A FLUTE A RECORDER A SAX

THE JAPANESE MADE IMPERIAL SHAKUHACHI

REED FLUTE

BLOW HIGH LOUD LONG HIGH STACCATO LOW SOFT

STANDING STILL

LYING STILL

SITTING ROCKING BACK & FORTH OR SIDE TO SIDE EYES CLOSED LISTENING

YOGA TOGETHER ENERGY GOING.

WIND TOUCHES YOU. STANDING BEH. TREE MOVING OUT FROM BEHIND TREE. ONCE YOUVE TOUCHED THE FOREST - IT TOUCHES YOU

RELEASING TENSION FEELING TOUCHING PEOPLE'S BREATH

TOUCH AS LISTENING TOUCHING LEAVES

TOUCHING STONES TREETRUNKS

TEXTURES SOFT THAIRS

TOUCHING SELVES TOUCHING THE FOREST

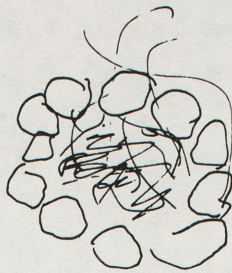


FROM MARCH 21 JULY 31

SONGS

SITTING AROUND THE

- FOUR SONGS
- NEWS SONGS
- PEOPLE SONGS
- HISTORY SONGS
- BLUES SONGS
- NARRATIVE SONGS



NOSTALGIA SONGS
CAMP SONGS

WORK SONGS
POLITICAL
AMERICAN
ETHNIC

VERSES TO HEY LAI LAI LAI
HEY LAI LAI LO



PEOPLE

SITTING IN A CIRCLE

SINGING
EVERY SONG YOU
CAN REMEMBER

MAKING UP NEW SONGS

USING A GUITAR

USING A BANJO

USING AN OUD
*CAPO

PIECE FOR ONE PERSON
SITTING IN A CIRCLE
W/A STRINGED INSTR. OR FLUTE
MAKING UP A SONG
SUITING THE HOUR
SUITING THE PLACE
PLAYING A CHORUS ON THE INSTR.
SINGING ANOTHER VERSE
LET IT GO ON FOR SOMETIME

EVERY DAY AT CLOSE
TO SUNDOWN

EVERY DAY AT NOON

EVERY DAY AT DAWN

MIDWAY BETW / DAWN + NOON

MIDWAY BETW NOON &
SUNDOWN

MIDWAY BETW / ~~THAT~~ SUNDOWN
+ DAWN

WHAT IS THE MOOD OF EACH
TIME

- WHAT KINDS OF MELODIES
DOES THAT LEAD TO -
- WHAT PHRASE LENGTHS LONG
SHORT
- WHAT VOICE - HIGH-LOW-

LIGHTNIN' HOPKINS
SAID - "I MAKE MY
SONGS BY WHAT HAPPENED
TO ME." 1913.

- LEGATO
- STACCATO
- HARMONIES
- STYLE
- OTHER INSTRUMENTS
HITTING -
PLUCKING
WHISTLING

PEOPLE PIECES

JACQUELINE

PEOPLE SITTING IN A CIRCLE

~~HIT~~ HIT CLAP CLICK CLICK

"WHO STOLE THE COOKIES FROM THE COOKIE JAR?"

"NO."

"WHO ME?"

"YES YOU."

"COULDN'T BE."

"THEN WHO?"

"NO. --"

"STOLE THE COOKIES FROM THE COOKIE JAR."

RAYMES & CHILDREN'S GAMES.

CONCENTRATION

THUNDER

JUMP ROPE JINGLES

MAKING UP STORIES AND SONGS FROM THE DAY THE ENVIRONMENT THE MOON

GROUND MASS OSTINATO

MAKING UP ~~THE~~ SONGS FROM:

2: HIT CLAP CLICK CLICK

2: HIT CLAP CLICK CLAP

3: HIT CLAP CLICK CLAP
CLICK CLAP

INVENTING NARRATIVE SONGS ABOUT WHATS GOING ON AT THE ART PARK.

WATER TABLAS & WINDCHIMES & FLUTES

SETTING UP
MANY

TOY FLUTES
KAZOOS
JAW'S HARKS

WIND MAKES DIFF SOUND THROUGH
EACH DIFFERENT KIND OF TREE

LISTEN
ANSWER

WIND CHIMES OF EVERY
KIND SUSPENDED FROM
TREES ALL AROUND NGROVE

CHANTING

PLAYING FLUTES

10 OR SO WATER TABLAS
OF DIFFERENT SIZES

LISTEN...

TAP YOUR WATER TABLA
MAKE IT TALK USING
PITCH INTONATIONS OF
SPEECH... SOMETIMES REPEATED
VIBRATIONS
... LISTENING...
... RESTING...


PEOPLE CAN PLAY THEM

IMITATE W/ TAPPING ON WATER TABLA
SOUNDS OF WIND CHIMES FOR OTHER
FOREST SOUNDS

10 OR SO FLUTES BAMBOO
ONE NOTE EACH
W/TAPE

WIND CHIMES OF
ALL KINDS SUSPENDED
(OR TO BE PICKED UP
& RATTLED)

THE WIND CAN PLAY THEM



MARCY'S PIECE

CONCRETO FOR GARDEN

* TRANSPLANTED TO FOREST
AS A RAIN PIECE


INSTRUMENTS

METAL AND GLASS CONTAINER * (GLASS CONTAINERS
PREPARED ROOF * SHEETS OF TIN. WASH TUBS GALVANIZED
RAIN SURFACES AS SURFACES)

THE PLANTING

PLACE CONTAINERS UNDER ROOF WHERE THEY WILL CATCH THE RAIN.

RAISE THEM OFF THE GROUND SO THE BOTTOMS CAN RESONATE
THE SURFACES ARE PLACED SO THE RAIN STRIKES THEM
THEY MAY BE EITHER ON THE GROUND OR RAISED UP

* SURFACES PLACED AT ANGLES
* METAL JUGS PANS PLACED ON ROCKS. 


GROWING

THE CONTAINERS ARE REMOVED, REPLACED AND ADDED AT WILL
THE DISTANCE BETWEEN CONTAINERS AND ROOF IS VARIED
THE CONTAINERS MUST BE COMPLETELY REMOVED AT SOME TIME
DURING THIS MOVEMENT. LEAVING THE SURFACES ALONE


* REMOVE + REPLACE CONTAINERS + SURFACES

FULFILLMENT


THE CONTAINERS ARE ALLOWED TO FILL. AS THEY NEAR
FILLING, THE SURFACES ARE REMOVED. FIFTEEN MINUTES
AFTER THE RAIN HAS STOPPED, ALL DRINK SOME OF THE
WATER WHICH HAS BEEN COLLECTED.




STAMPING PIECES




GALLOP IN PLACE



JUMP, LAND ON ONE FOOT



JUMP LAND ON OTHER FOOT




STAMPING A RHYTHM REPEATING IT

STAMPING UNTIL YOU ARE TIRED & RESTING


STAMPING A LITTLE WHILE & RESTING

VAR. ADDING THE VOICE
HOOTS
WOODS
SHOUTS
BREATH PIECES

STAMPING SLOW LIKE HOPPING UP AND DOWN ON ONE FOOT

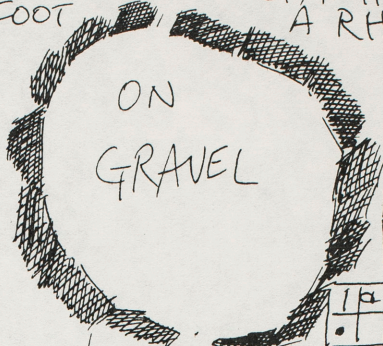


SKIP IN PLACE




TIP TOE

STAMPING FAST JUMPING STAMPING A RHYTHM



JUMP HIGH



STAMPING ACCENTS

| | | | |
|---|---|---|---|
| 1 | 2 | 3 | 4 |
| . | . | . | . |

| | | | |
|---|---|---|---|
| 1 | 2 | 3 | 4 |
| . | . | . | . |

STANDING STILL

VAR. ROCKING

VAR. CRAWLING CROUCHING



STAMPING A RHYTHM ONCE STAMPING A NEW RHYTHM.

VAR. ADDING ARMS & VOICE

LISTENING

TO HOW IT

ALL

SOUNDS

BREATH PIECES

BLOWING YOUR
BREATH OUT
VERY FAST....
ARUSH.

SAY
HAAWAAEEE w/ BREATH

FORMING OH
WITH MOUTH
SAYING HUH
W/ BREATH.

Blowing your
breath out very
slowly;
But loud;
But soft.

SAY FOOOOOOO w/ BREATH

FORMING OO
W/ MOUTH
SAYING HOO WITH
LOTS OF BREATH
SAYING HOO W/
LITTLE BREATH
for a long time

Puffing out the
cheeks w/ air
expel sharply.
expel fast
hit cheeks

FORMING ~~HEE~~ HEE
W/ MOUTH
SAYING HEE
W/ BREATH FAST
RUSHING
SAYING HEE W/
BREATH SLOWLY

SAYING
YAA... EE... YOO...
--- WITH BREATH
TAKE A LONG
TIME REPEAT

FORMING YEAH
W/ MOUTH
SAY AEHHH SOFTLY
W/ BREATH.

FORMING AHH
W/ MOUTH
SAY IN HAH W/
BREATH.

SAY
HAAAA... HOO... HEE
WITH BREATH... HAOOEE...

SAYING
HEH W/
BREATH

SAYING
... SHEEEEEEE...
SHEEEAH AYEEE with
BREATH

SAYING
PA... PA... PA... PA
with breath

SASASASA

SAY
... BUH... BUH... BUH... BUH
w/ breath

SAY
S-S-S-SS-SS
SUCKIN

SUCKING BREATH
IN THROUGH THE
TEETH

Forming shuh
w/ mouth
sucking in breath
thru teeth

Forming heoo
w/ mouth
sucking in breath
through teeth

* ROBERTA'S SONG
TO BE SUNG
ONCE AS BREATH
ONCE AS VOICE
(IN CANON)
EVERY BODY
AT THEIR OWN
TEMPO

suck in breath blowing out breath
Heooo raad
repeat

sucking in sound
HAAWAA EE with teeth

suck in
FOOOOOO;
YAA EE YOO;

LISTEN TO THE
FOREST
BREATH
SAYING
ITS SOUNDS

Make up your own
breath sound try it
blowing it out; sucking it
in

suck in
Sheeeee;
Fooooo

PA PA PAPA;
Buh Buh kuh kuh;
Sa Sa Sa Sa Sa;

SONG ROBERTA GOULD

POPOPOPOPOPIPA
PAPA PIPI PAPA POPI
POPITEETAATEETEE
TAHTAH
TEE TEE PIPI PAPI
POPO POPO
PIPI TEETEE
CACA
TEETEE

CACA
IXTA
IXTA
MAL
MAL
MAMI

MIMI MAMA MOMAH
MAMI MOMA MAMA
BABA BABA BABA
BAB BAB
AB AB
ABABABABABAAAAAAAAAAAA
AAAAAAAAAAAAAAAAAA