



UC San Diego Library Student Advisory Council 2021-2022

Meeting Notes for:

October 19, 2021

November 16, 2021

January 18, 2022

February 15 2022

April 19, 2022

May 17, 2022



Library Student Advisory Council Meeting Notes (October 19, 2021)

I. Welcome to LSAC and Introductions

Dani Cook, Associate University Librarian Learning User Experience, welcomed new and returning Library Student Advisory Council members and thanked them for joining. Each library and student member introduced themselves.

II. Overview of goals of LSAC

Dani Cook laid out the goal of students working with library staff to provide students with the best possible library services, spaces, and collections.

- LSAC minutes are posted online: <https://lib.ucsd.edu/lisac>
- Members may email comments and questions to lisac@ucsd.edu

III. Expectations/Responsibilities of LSAC members

- Members are expected to actively participate in meetings in October, November, January, February, April, and May, and to forward the minutes to peers and constituents in a timely manner.
- Six newsletters will be sent out to members. Members are expected to answer the feedback questions in the newsletter, and to forward the newsletters to peers and constituents.

IV. Get to Know Each Other: Library Bingo Edition

Members enjoyed getting to know each other by playing an interactive bingo game. Library-branded prizes were given to the winners.

V. I Like / I Wish / What If...

Members gave feedback on what they like about the library, what they wish the library would be like, and their future for the library. Members were also asked for ideas on increasing the number of students masking in the Library. The feedback was:

I like...

- The 8th floor and how comfortable it is for studying
- A space where everyone is working
- The noise system for the different floors
- The 8th floor
- The accessibility of outlets one each desk
- I like the tours we get to go on within this committee
- I like the hold area
- I like the silence and quiet the library offers
- I like the noise level floors in the library and the couch chairs on the 2nd floor with desk
- Accessibility of technology i.e. laptops, chargers, cables
- I like there was more space on the 8th floor
- The large amount of charging stations
- The amount of seats/resources available

- That the temperature is very good
- I like the climate-controlled environments
- The space each student gets with the desk on the 8th floor of Geisel
- The digital media lab, especially the 3D printing
- I like the environment of both libraries overall (welcoming)
- The AC, even though it feels hot when you first walk in
- Movable whiteboards
- The moveable charging towers + whiteboards
- The environment
- The moveable whiteboards
- Study pods on the 8th floor
- The café
- The architecture
- The environment
- The view (on the eighth floor)
- Portable chargers
- The sign that shows how busy different areas are
- I really like Audrey's + 2E and how we can freely talk on that floor
- Large windows for natural light in the day
- The couches and cubicles on east commons
- The outlets
- That it is open 24/7 during the week
- I like the new portable battery packs
- The events hosted by the library
- 24/7 study
- 8th floor pods are amazing
- The availability of study spaces and the diversity of them
- I like the study rooms
- Treadmill standing tables
- The walk stations
- The atmosphere of BLB, something about the environment and the way the tables/books are laid out makes me want to study
- The different colored chairs
- The amount of outlets + charging batteries/packs
- I love the library so much because of its aura, the architecture, it gives me the feeling I'm entering some place sacred. I was so glad they opened up (being an undergrad sophomore) and I appreciate how each floor is dedicated to a different kind of study. I used to think I wouldn't use the 8th floor much because I thought the silence would make me uneasy, but I love it so much! I love the different tables, chairs, the water stations, bookshelves, everything is so easily accessible, it's my favorite place.
- The overall atmosphere of the library, especially with the different floors being dedicated for different types of study. I love using the lower floors to just relax and do things like readings for classes then going to the upper floors for more concentrated work.
- That there are so many options for students to engage their learning, they can have individual learning on the 8th floor, or they can learn as a group on the 2nd floor.
- The studying vibe throughout the building, especially above the second floor. Students were actually getting work done on the quiet and silent floors.
- I like the second floor of the Biomedical Library for its amazing decoration and clear glass domes. I like the quiet study and overall ambiance in both libraries.

I wish....

- I wish there was a snack lounge somewhere in the library
- There were hangout rooms with snacks, a tv, a couch etc.
- They provided blankets and comfy furniture for overnight
- Non MacBook chargers
- More reliable Wi-Fi
- More colored printers (+ accessibility)
- More elevators (they're always packed)
- A fun event/social floor one day a week
- We could rent/borrow chargers
- More charging stations (ones with wires ready near seats)
- There was a way to check if students are inside any aisle before moving it
- There were a few vending machines on each floor
- Mini whiteboards
- There were hand sanitizer stations across every library
- I wish the library had computers that ran Adobe throughout each floor
- I wish each floor had coffee dispensers
- I wish there were more of the portable battery packs
- There was a fiction book section offered by the library, or spaces tailored to a particular book like Harry Potter
- Puzzles in second floor east
- All the outlets working on the tables in the library (mainly the second floor)
- It wasn't so cold all the time
- Better lighting/less bright white lights
- Lamps at the individual cubicle areas
- There were more charging ports
- More outlets worked so I don't have to worry about finding the right spot to charge my device
- The Wi-Fi was more reliable across all spaces, sometimes it takes 5+ minutes to connect
- The Wi-Fi was better
- I wish we had designated entrance/exits at Geisel because I run into people when I try to leave
- I wish we had a subscription to Kanopy that included all titles, not just instructional ones
- I wish we had unlimited access to Lynda/LinkedIn Learning
- I wish there were some more comfortable couch-like chairs near the windows of the 6th/7th floors (for both privacy and comfort)
- More stable chairs (don't move as much when you lightly lean back)
- More study pods on other floors of the library
- A bigger/larger part of the library was open 24 hours
- I wish the library offered free audiobooks
- I wish there was a way to feature all new books online
- Change brightness on computers
- I wish there was more overnight seating/spaces available especially during midterms and finals week
- I wish the library had some indoor hammocks
- I wish we had sleep/mediation pods like they have at RIMAC
- The lib hours could be longer on weeknights because I work during the day
- Library popsocket
- There was more snack/drink options for students while studying
- More course materials were made available via course reserves
- There were more community spaces
- There was more interesting seating (bean bags)

- There were more tables/seating areas
- I wish there were places specifically to nap and wake you up at the time you select
- I wish reserving a room was easier, like you can reserve multiple rooms at a time
- I wish there were more times available for the virtual study rooms we did during the pandemic (and more people knew about them)
- I wished there was more active study rooms/spaces available to work on projects with other people
- I wish we had more designated eating places because most people on the 2nd floor east already are eating and drinking so we can make that area a food place
- 3rd floor seating
- Some of the individual desks were larger (fit a computer + notebook)
- I wish library reservations were not allowed to go out as far they do (hard to book study space)
- We could reserve the study rooms for longer time periods
- I wish the library didn't close so early on Fridays and Saturdays because that's when I do the most homework. I wish the bookshelves had a label on them, so I know what I was looking for (sometimes looking it up on the website doesn't work because of network issues) and I wish it had more lockers for students.
- There were more available outlets to use especially on the quiet study areas. There were more available outlets to use, especially in the quiet study areas. There are times where the table outlets aren't working and there is no available outlet for me to move to.
- That there was more awareness about the resources that the library offers, such as whiteboards at students' disposal.
- The library can have more seats for the quiet and silent floors. In the afternoon, usually, these floors are crowded because students want to get some work done before leaving campus. Because these floors do not have as many spaces as the first and second floor, the air is not fresh, and it feels suffocating easily, especially with masks on.
- I wish that we could extend the library hours on Fridays until 8 pm as well. However, I understand that this may not be possible. I also wish that we could have a day where we include a tour of both libraries for students to understand the opportunities they can explore at the libraries.

What if...

- You could see down into another floor from a higher floor
- There was a moat around Geisel and a draw bridge
- The upper outside area had a picnic and fancy dinner set up
- You could ride to the roof
- The glass on the walls was a mosaic
- We sold Geisel merch
- Triton branding/blue and gold paint on the 2nd floor
- Goodie bags with library goods (student ID scan)
- Each floor had a separate theme/theme of a college
- Each floor had a different theme
- More café seating (different areas)
- What if each college had a designated area/resources hub here in Geisel for students to connect to others/resources with?
- We had offshoots of the library at different colleges ex: at Revelle there is a single room gym managed by rec; it would be nice if there was something like that but library wise
- There were more types of seating (yoga ball chairs) (bean bags)
- More advertisement for library events (student email with eye catching thumbnails)
- What if the library had a resource like VAC (virtual advising center) to help condense students' questions/needs all in one place

- 2nd floor TV with calendar of events across campus
- Outdoor programming on the 3rd floor
- The library hosted movie nights
- We had a quicker way to get books which are out of stock
- What if there was a guide or tutorial video to what the library provides
- There were areas to take a break from studying (game room, lounge etc.)
- There was a student book club
- Created a book club
- What if there were sleeping pods in the library
- What if there were video game stations
- There were some more cool book displays
- What if there were soundproof room where it was completely silent
- Create displays of popular/underrated diverse fiction books in order to encourage reading
- What if Geisel Library could float in space? (JK) what if we made it a place of learning by emphasizing social justice, having educational weeks, showcasing certain media on the second floor whenever its Black History Month or Indigenous Peoples' Day, etc.
- There was a scavenger hunt for students to participate in and learn more about how to use library resources!
- We had more outreach with the student community and created an instagram that kept up with library events and new things happening inside. We had more outreach with the student community and created an Instagram that kept up with library events and new things happening inside. We could have guest speakers and readers that appeal to more students.
- The library can open more floors overnight so that the second floor east would not be as crowded, and the sanity issues in that area are concerning.
- I was wondering if we could use the open area above the first floor of the Geisel Library as a study space as well, by including tables?

Ideas to increase masking...

- Security enforcing the masking policy (no entry if no mask)
- Providing masks for those in need
- Change the screensaver for computers to promote masking
- Giveaways of some sort
- We could give one free mask to every student with Geisel written on them when they enter the library (only once)
- I feel like the best way to encourage masking is to find ways to verbally tell people
- Table tents

The next LSAC meeting will be November 16, 2021 at 5pm in the Seuss Room



**Library Student Advisory Council
Meeting Notes (November 16, 2021)**

I. Welcome to LSAC and Introductions

Dani Cook, Associate University Librarian Learning User Experience, welcomed all of the Library Student Advisory Council members and thanked them for joining during a busy time of the quarter.

II. Geisel Construction Project

Members were updated on the status of Geisel Library Revitalization Initiative that will begin construction on the 2nd floor of Geisel Library during Winter Quarter 2022 and hopefully finish before the start of the 2022-2023 academic year.

Questions:

Will the screen that highlights the density of the building be retained?

Yes. The exact location has not been determined

Will communication from the Library on the construction be sent to students who are worrying?

Library should use some campus communication channels

Hopefully before the New Year

Utilize computers in the Library to spread the word

Will construction be happening during the day or night?

Construction will happen during the day. Students should be prepared for noise impact

Will BLB be expand the study space?

BLB has room to grow; currently around 30% capacity

III. Rotation

a. Working at the UC San Diego Library-Rachel Almodovar

Members were given a presentation on student employment at the Library.

b. Preservation of Library Materials-Jack Neves

Members were given a tour of the Library's Preservation Lab.

IV. Wrap Up

The next meeting will be in the Geisel Events Room, as construction will force the repurposing of the Seuss Room. The Events Room is in 1st Floor East of Geisel Library and tends to be cold, so members should be prepared with jackets or sweaters.

**The next LSAC meeting will be January 18, 2022 at 5pm
in the Geisel Events Room.**

Library News:

- Remember that masks are still required at all times while in the Library.
- Food and drink are currently not permitted in the public library spaces.
- In case you missed it, a recording of the author talk with Joel Dimsdale is now available on the [UCTV Library Channel](#). The video garnered over 10,000 views within 24 hours of being uploaded and has already surpassed 100k views. [Watch the recording](#).
- In October, we discovered and resolved an error in the configuration of the room reservation system. Current reservation policy allows 4 hours per day per person, using half-hour increments, in a single or multiple rooms (only one room for any given time period). However, the system was only allowing reservations of up to one hour at a time, meaning users had to make up to four separate reservations of one hour each to reserve a longer period. The setting is now fixed to enable reservations of up to 4 consecutive hours. You can also reserve non-consecutive times on the same day, up to the four-hour maximum.
- Construction on Geisel Library's main floor is scheduled to kick off on December 20, 2021. There will be alternate entrances available for the building, and all floors will remain open.
- The Library's [Digital Media Lab](#) in Geisel opened October 18 and is accepting reservations for individual work using 3D printers and media computing. VR services have been suspended indefinitely due to pandemic concerns. Its current hours are Monday-Thursday 11am-8pm and Friday 11am-5:45pm (closed weekends).
- View the Library's November [e-newsletter](#).
- The Library is working to gather and respond to UC Library Search feedback and is making a series of usability improvements! Feel free to offer additional feedback through our [web form](#).



Library Student Advisory Council: Meeting Notes (January 18, 2022; Virtual)

I. Welcome to LSAC and Introductions

Dani Cook, Associate University Librarian Learning & User Experience, welcomed Library Student Advisory Council members over Zoom and thanked them for joining. She introduced Kristin Kiellch and Savannah Bradley from UCSD's Office of Strategic Initiatives to discuss Library strategic planning.

II. Library Strategic Planning

Kristin and Savannah laid out an overview of the timeline for Library strategic planning and encouraged students to participate by responding to the following questions. The consultants conducted a group interview and took anonymous notes, which will be summarized and given to Library leadership.

1. (Aspirational): How would you define a world-class library?
2. (Strengths): What are our greatest strengths as a library? How should we build upon these strengths?
3. (Current State / Aspirational): How are our programs, services, collections, and perceived across campus? Regionally (i.e. in our state?) Nationally?
4. (Aspirational): What do we want our Library to be known for? How do we want to be perceived locally, regionally and nationally? What should our "brand" be to the outside world?
5. (Current State): In your opinion, what are the most important services that we currently provide?
6. (Impact): Are there any services that we do not currently provide and should consider offering?
7. (Opportunities): Are there any constituents or groups that we do not currently serve sufficiently and should consider focusing on?
8. (Impact): Now we'd like you to envision the year 2040. How will libraries change and how will the library need to adapt in order to ensure we are relevant and effective?
9. (EDI): UC San Diego's EDI goal is to cultivate "a diverse and inclusive university community that encourages respectful open dialogue, and challenges itself to take bold actions that will ensure learning is accessible and affordable for all." How has the Library historically supported campus EDI goals? What can the Library do going forward to demonstrate its continued commitment to Equity, Diversity & Inclusion, and help fulfill UC San Diego's EDI goal?
10. (Start / Stop): As we develop and implement our strategic plan, what should we do less of to make room for change?
11. (Other): Is there anything else we should be asking or that you would like to include?

The next LSAC meeting (February 15, 2022) will be held in person in Geisel's Meeting Room (1st Floor East), pending COVID restrictions lifting. That room may be cold, so bring a cover-up, if needed.



Library Student Advisory Council: Meeting Notes (February 15, 2022; Geisel Meeting Room)

I. Welcome to LSAC

Dani Cook, Associate University Librarian Learning & User Experience, welcomed Library Student Advisory Council members to the Geisel Meeting Room.

II. Introduction to Library Special Collections and Archives

Heather Smedberg, Special Collections and Archives Reference & Instruction Coordinator, presented on the UC San Diego Library's Special Collections, providing LSAC members with an overview of services offered by SC&A, including displaying some of the collection's unique items.

III. Field Trip to the Tunnel!

Michelle Vogelsang-Jones and Mousqa Katawazi led LSAC members to the Tunnel of Geisel Library connecting the West and East Wings. While in the Tunnel, LSAC members were asked to reimagine ways in which they could improve the space to meet user needs, and the Tunnel's potential as a Student Lounge space.

IV. Design our own Tunnel Activity

Members were tasked to design their own version of the Tunnel as a Student Lounge space, including artwork, furniture, and other design offerings to make it more welcoming. LSAC members were provided with floor plans of the Tunnel and asked to list or draw how the space can be redesigned to better accommodate user needs as a Student Lounge space.

Ideas included:

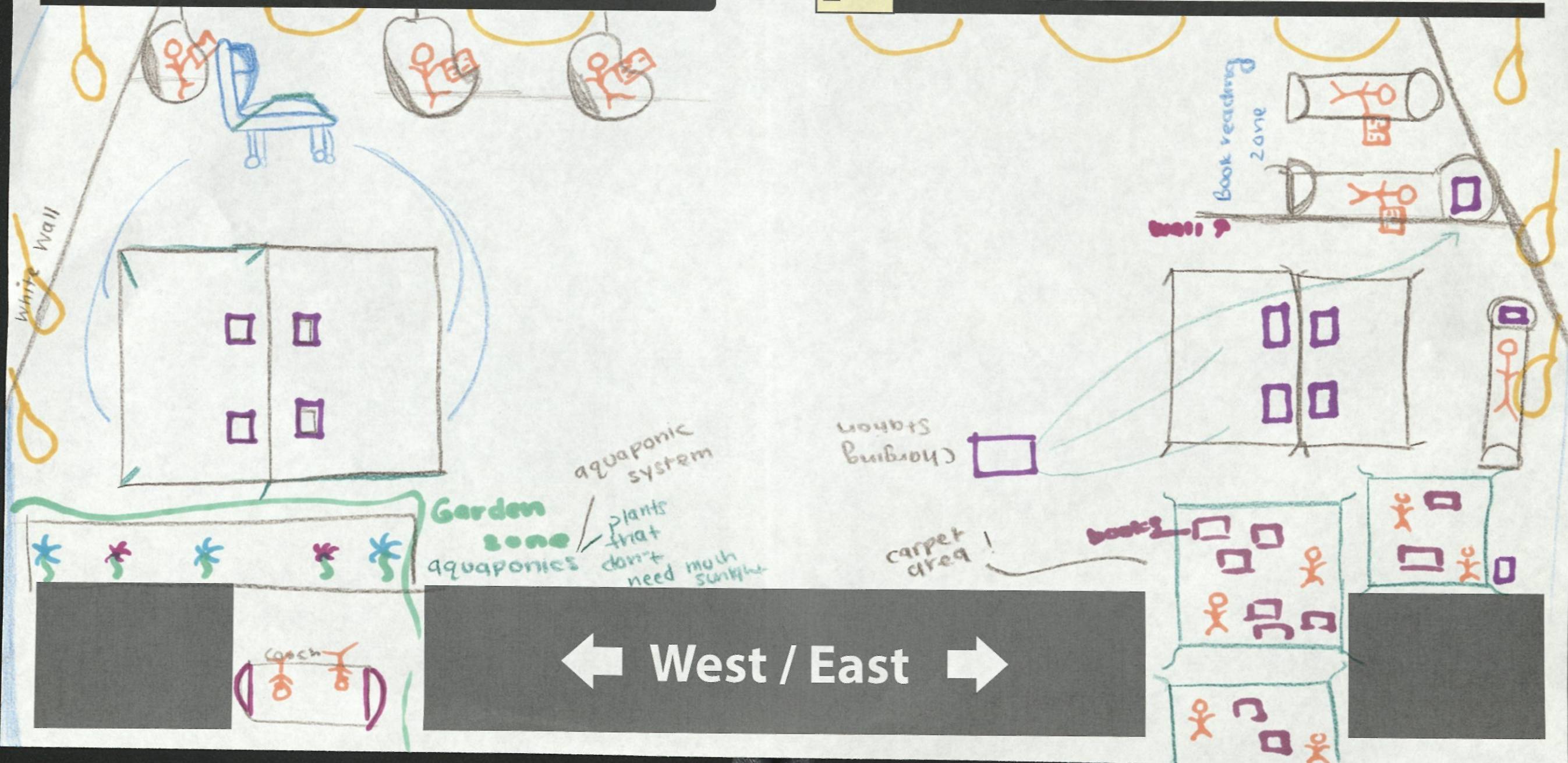
- Hardwood floor
- Real plants
- Sleeping pods with one-way screens
- Hammocks
- Buffet
- Pull up bar
- Yoga ball
- Snake path theme
- Skyline art
- Meditation space
- Floor tables
- Recreation reading nook
- Reading recommendation list
- Lockers
- Chalkboard walls
- Mural
- Dim lighting to contrast with the rest of the library
- Coffee vending machine
- Fairy lights

- The two walls should match
- Painting on the ceiling
- Light dimmers
- Laptop docking stations
- Couches

The next LSAC meeting will be April 19, 2022, in the Geisel Meeting Room

Student Lounge

How would you redesign this space?



← West / East →

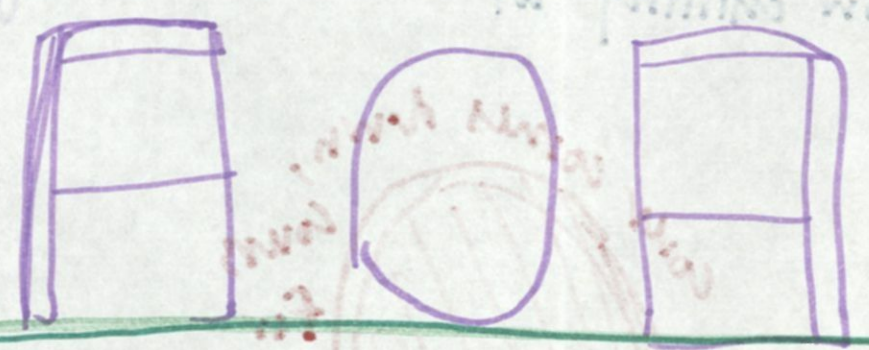
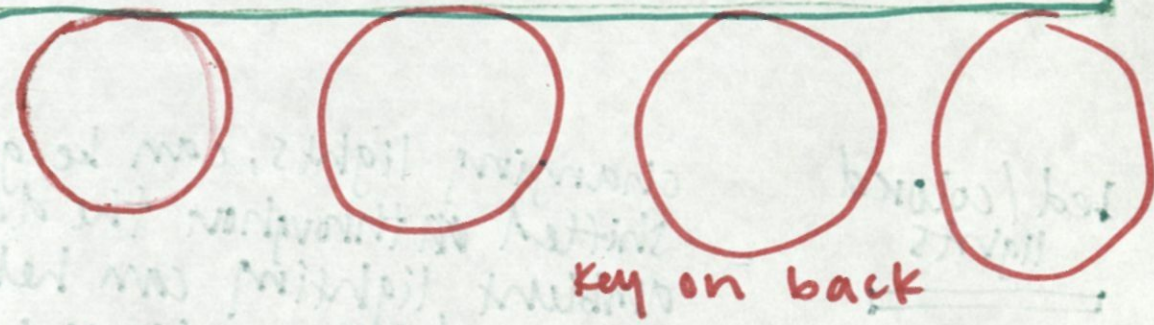

Student Lounge

-improve the wifi pls I can't even connect down there ;)


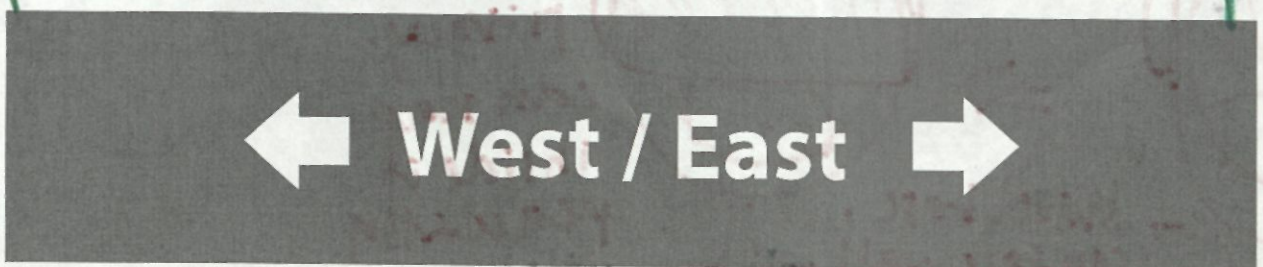



How would you redesign this space?

-more warm lighting, very fluorescent & cold lighting rn, very clinical & cold




← West / East →



key:

bed / colored lights



= changing lights, can be gradually shifted on throughout the day, ambient lighting can help w/ overhead lighting issues + trendy, attached to the walls / under tables

bean bags



= cleanable beanbags for chilling, in circle to allow chilling w/ friends

nap pod




=



swivel base, can face wall

cover comes down, covers for privacy.

can nap inside it peacefully outlet



"

lounge area, can chill or do work while facing each other & comfy!

Student Lounge

VCS History Wall (like timeline wall
in PC West near Ballroom)
1960s

jigsaw puzzle station

• paint ceiling!
(w/ a mural)
of sky, or something nice like
that

Cork board/
chalk board wall

standing desks + treadmill desks

real plants!
- hanging + on walls here
(shown)

← West / East →

Cork board/
chalk board wall

Notes on Back

How would you redesign this space?

2022/
Future


- Student artwork displayed on white walls
↳ showcase student artists (could even be writers to show off their poems/short stories)
- could also be a student painted mural
- computer station w/ monitor capability (ie people have ability to plug in laptop to monitors → bigger screens)

This space is more quick service to me; this means you are likely to stop by between classes (30ish minutes)

Thus, it should be catered to be more of a quick service area

- not necessarily for tunnels, but add monitors w/ HDMI/play in capabilities so students can use laptop + bring screen like for Zoom class + work

UCSD History Hall (the building hall)
 in PC West Hall
 Ballroom
 1902




Paint Ceiling?
 (in a room)
 of old or something like that

Work Room
 (with board wall)

Student Lounge

How would you redesign this space?



along the cement walls w/ the alcoves:
take out desks/chairs, put beanbags & other
creative seating instead

reduce echo: soundproofing / billboards
(on the walls)

PLANTS 

lighting:
desk lamps, fix overhead lights

better chairs! more supportive / sturdy
↳ yoga balls

either hardwood floor or better carpet
(the blue is gross :))


↳ keep the concrete walls. I think
they add nice texture & contrast.
change the white walls: murals, displays, shelves,
student art, etc. billboards

← West / East →

maybe we
could have energypods like the
ones in RIMACS not necessarily in
the tunnel since its a high
traffic place, but somewhere
in the library

Student Lounge

↳ this tunnel area should act as a transitional or recharging space



How would you redesign this space?

- change the both walls
↳ add something

- better lighting

- focus on the lounge aspect
↳ so sitting area (lots of nice seats)

- change the furniture
- not too big that it crowds the tunnel/walkway

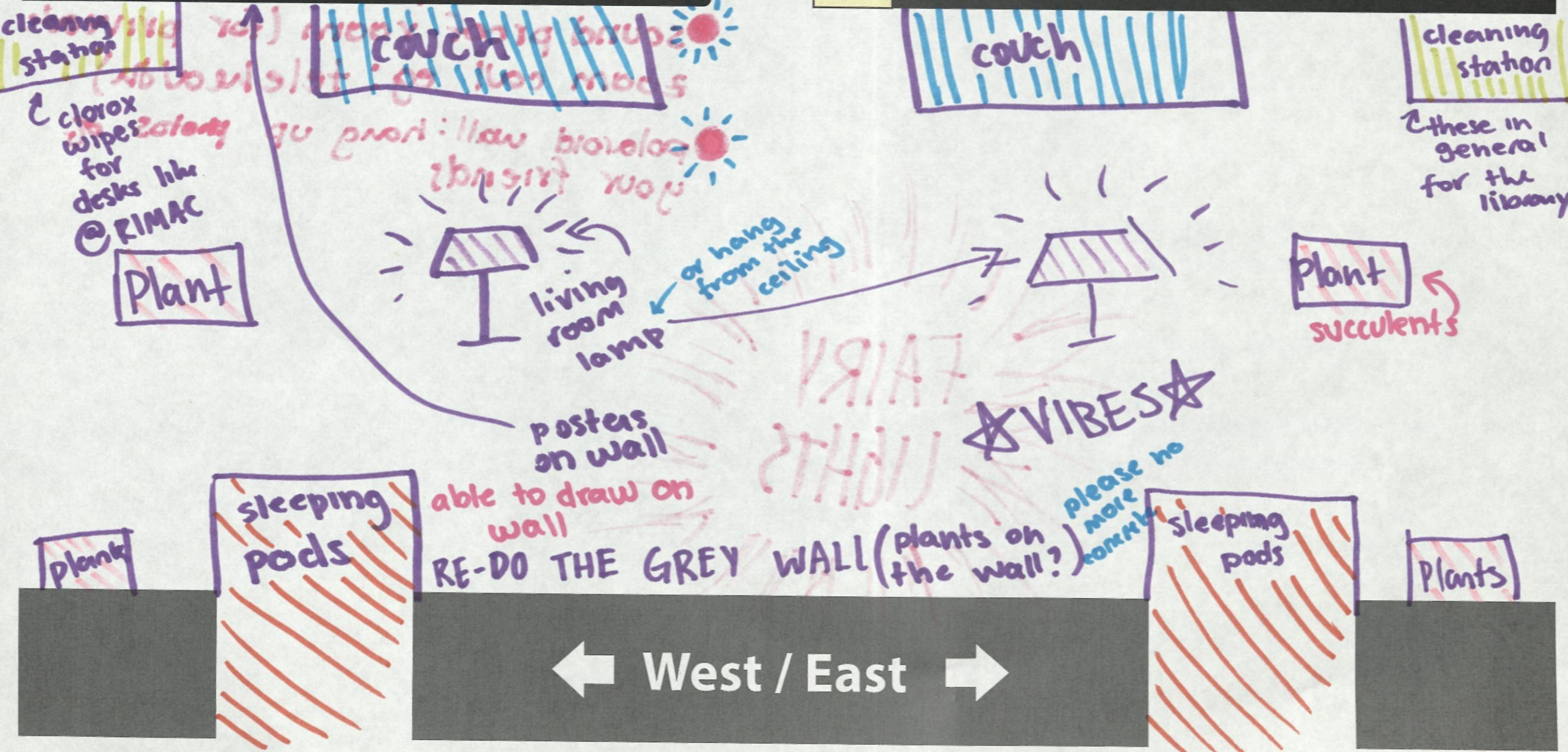
- plants

  West / East 

Student Lounge

How would you redesign this space?

study break space
the living room =)



↑ clox
wipes
for
desks like
@RIMAC

↑ these in
general
for the
library

posters
on wall

able to draw on
wall

RE-DO THE GREY WALL (plants on the wall?)

please no
more
concrete

← West / East →

★ VIBES ★

or hang
from the
ceiling


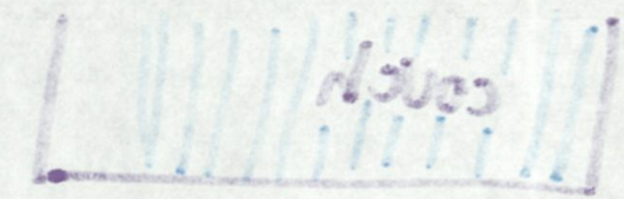
● create an app to find spots in the library (or like reserve a table or room)

● more designated eating + drinking spots (people do it anyways)

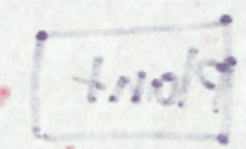
● sound proof room (for private zoom call eg: telehealth)

● polaroid wall: hang up photos of your friends

study break space
(= noisy private room)




these in general for the library



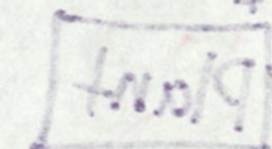
2 succulents



FAIRY LIGHTS



living room lamp




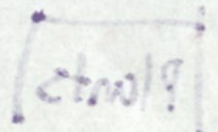
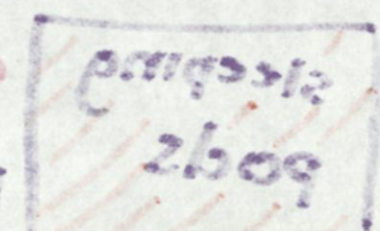

plant for the library

LIBRARY

please no plants on the wall?

able to draw on wall poster

RE-DO THE GREY WALL



Student Lounge

How would you redesign this space?



pull up bar

pull up bar

1 nice cancelling sleep/study pod

co

LED lights
hammock

h z

buffet

3

hardwood
more lighting!!!

koi pond

coffee cart

table

table

yoga ball

draw nature stuff all on the wall

2 has one way screen

charging chair

LEDs

fountain w/
LOTS of plants

cc

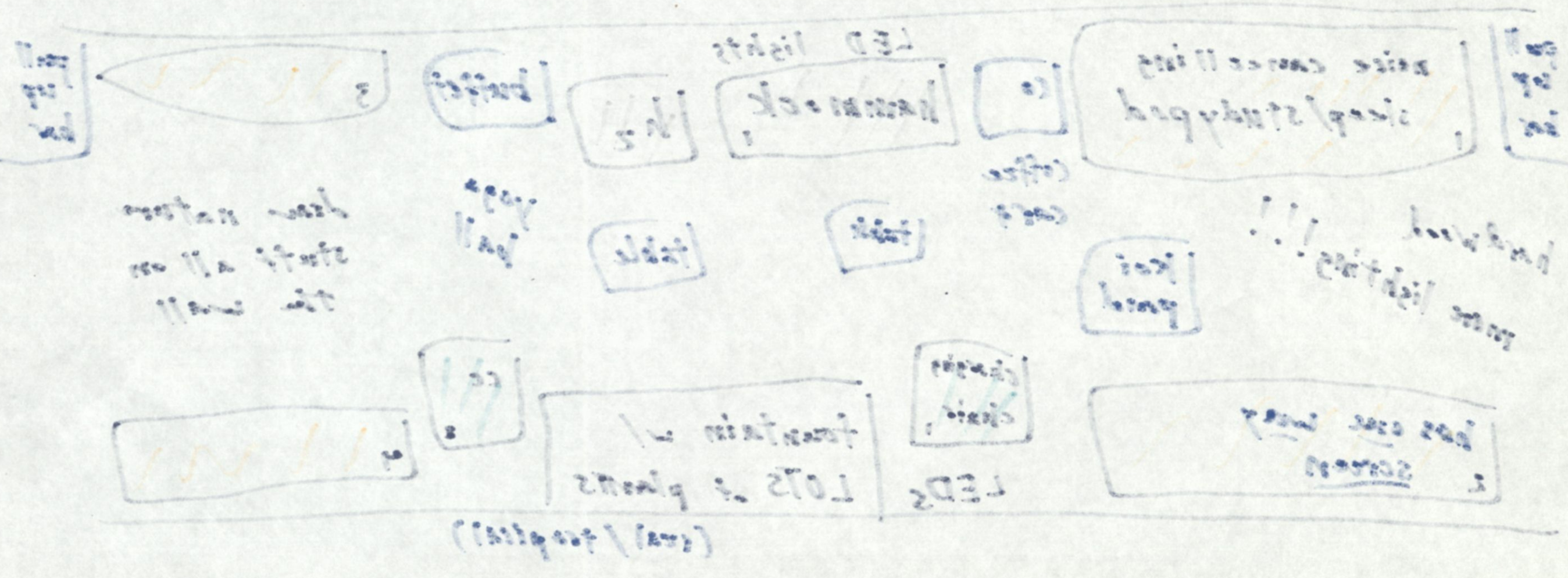
4

(seal / tropical)

← West / East →

just please put some sort of nature in the hallway

or
plants
that are tropical



Student Lounge

How would you redesign this space?




Needs individual lights for each room



These are individual study rooms. Hopefully, there are sound-proof shields around them.

A couch would be great here



And here!

← West / East →

Alternative ideas: AC is not a MUST, but make sure the air circulates.

The/dim


Light should be sufficient in study rooms.

Light could be dimmer in other areas.

Student Lounge

How would you redesign this space?


warm-lighting



art wall



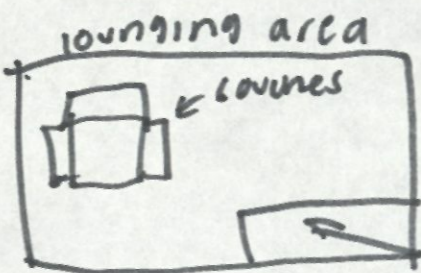
chairs w/ cushions



working outlets

research area
features cool new research that has come out

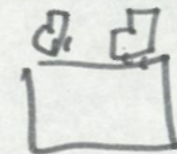
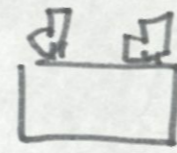
therapy fluffies




lounging area

couches

puzzles + other distractions



resource corner
(chargers, headphones, cleaning supplies)



art wall

pop culture bill board
- book + movie + TV show recommendations

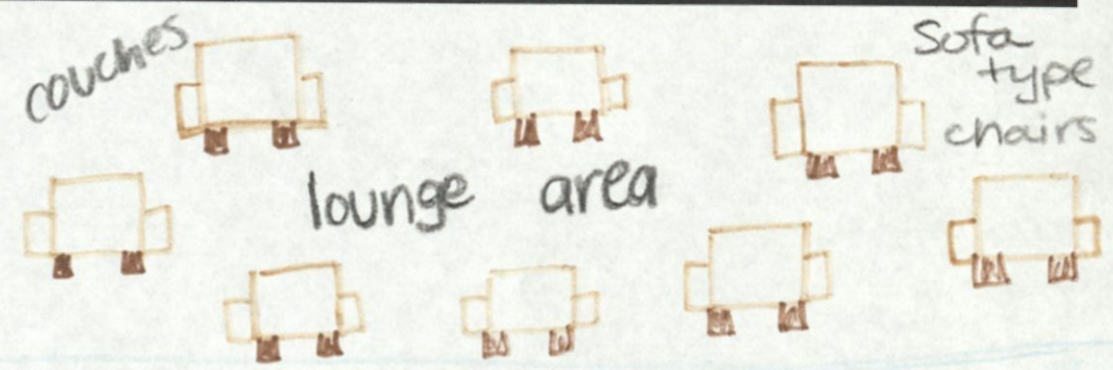
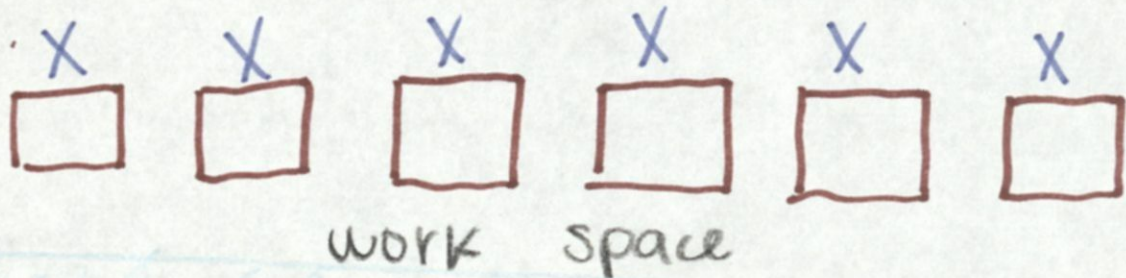
← West / East →

Student Lounge

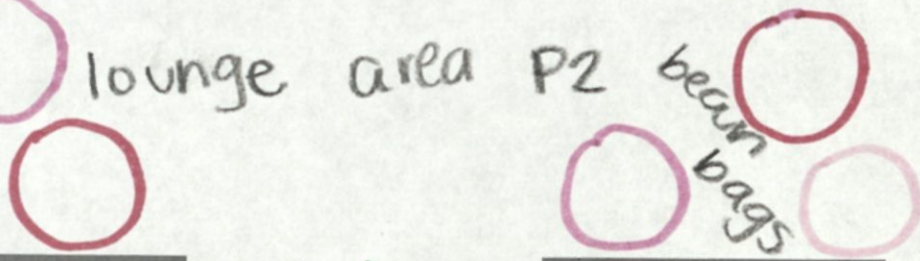
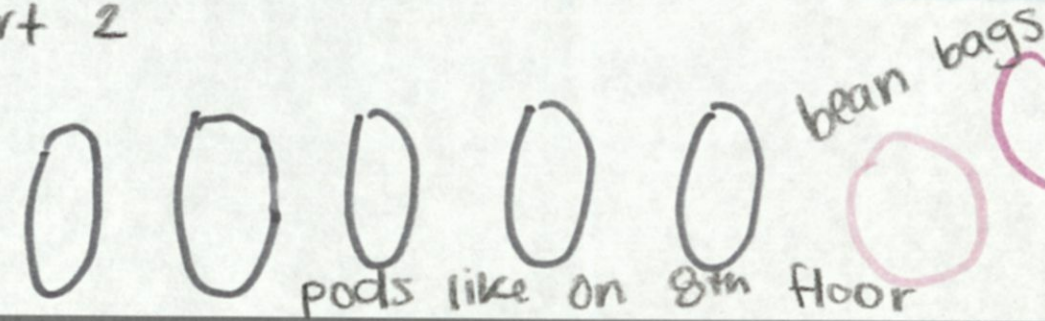
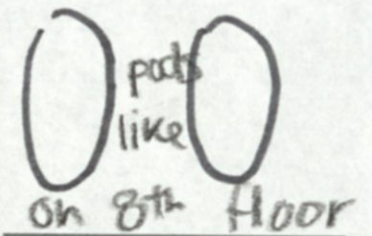
X = chairs → have on other side so people walking by can't see your screen



How would you redesign this space?



Work space part 2

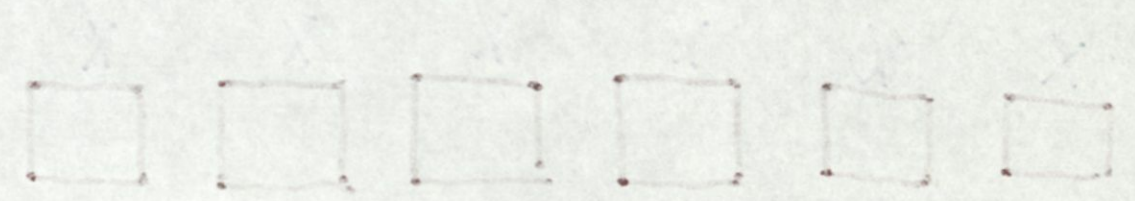


it would be nice to add something on the walls in the corridors
read other box lol


← West / East →

maybe pictures, tips, advice, quotes, student submitted art work

2.12.12 with no wall e. 2.12.12 = X
1.12.12 with wall e. 1.12.12 = X



I think it'd be nice to keep half
as a study space w/ better lighting
and half as lounge space w/ dim
lighting



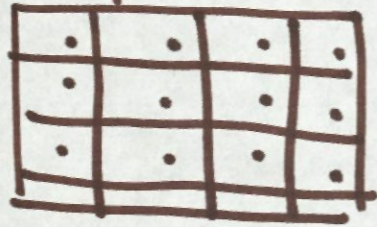
2.12.12 with no wall e. 2.12.12 = X
1.12.12 with wall e. 1.12.12 = X

2.12.12 with no wall e. 2.12.12 = X
1.12.12 with wall e. 1.12.12 = X


Student Lounge

How would you redesign this space?

lockers to keep things (pls a lot of these)



window-like




TV screens that light up the place (show a diff. country every day/week)

recreational reading spots

(Snake path themed because tunnel, it should feel like its moving)

stretch areas + mats + floor tables, meditation spots



lots of plants (fake real)

walkway

A white board

computer screen where students can enter their fav books & other students can find & read (think: the monitors at the entrance that show the availability of seats) (see back)

← West / East →

Student Lounge

Comfort Cave



How would you redesign this space?


- leave it dark
- create a sleeping/resting room
- coffee stations

the library has plenty of seating/studying spaces. instead, an area where students can meet

coffee stations!

← the space can serve a new purpose instead of adding to existing study areas that already aren't full.


fairy lights - make the space majestic



w/amenities

there aren't any eating areas left in the library w/construction. Limit coffee/food to this area and pay a fee for instant coffee

chairs??



post walls

open w/overnight hours




speakers! playing soft 10-fi beats



TVS along the walls - a really relaxed, fun area Reading area




bean bag



couches

egg



soft, luscious rug


COVID/quarantine kids require comfort. This would be like a nice room to unwind w/out leaving the library

← West / East →


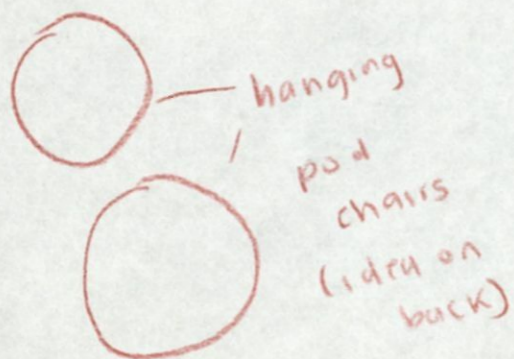

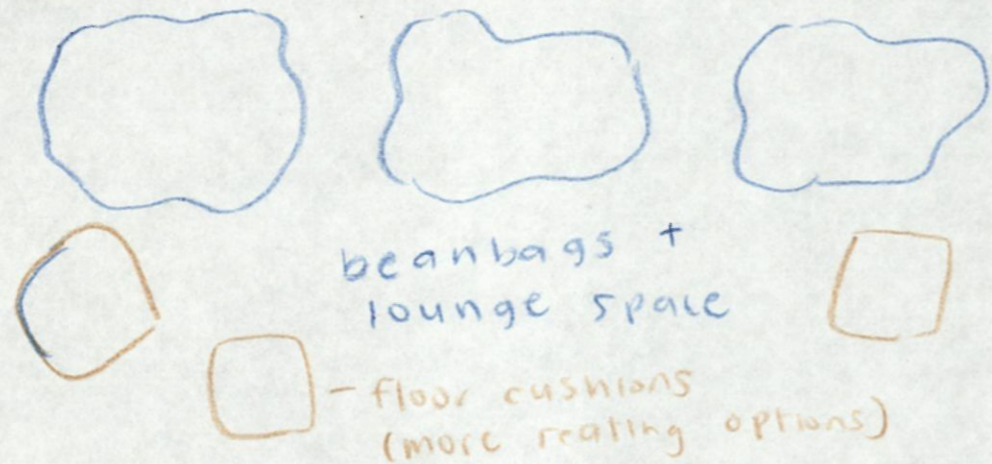
Student Lounge

How would you redesign this space?

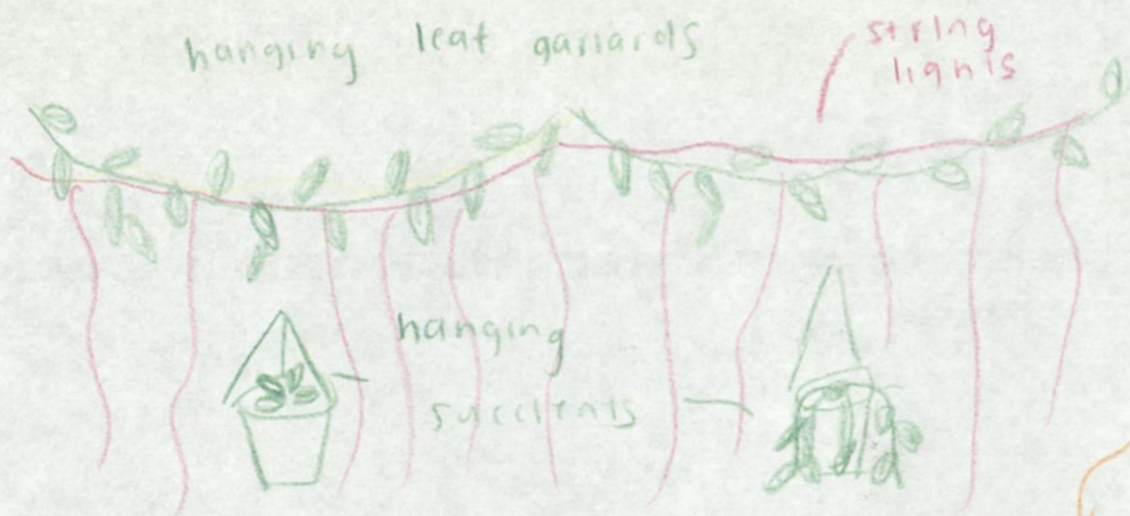
ideas drawn on back



tables but oriented different
(better for group study)




← West / East →



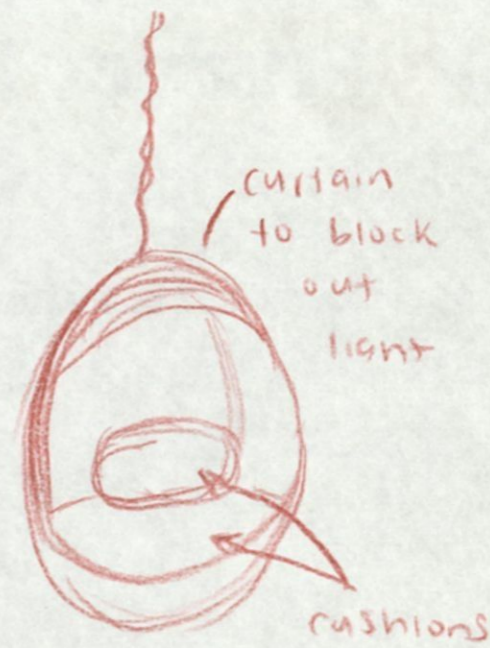

bean (bag)




many sizes




tapestries to cover walls



sleeping pod idea
(inspired by capsule hotels)



school-themed patterns



or chalk wall/or white board
(with chalk markers provides wet erase markers
| erases less easily)



cushioned back

chair idea



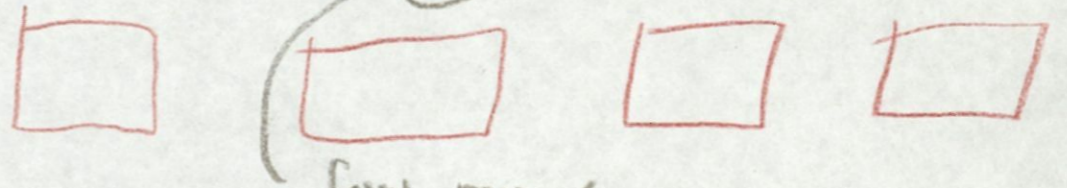

Student Lounge

How would you redesign this space?

⊕ hanging light bulbs / lamps that you can turn on



⊕ ⊕ ⊕ ⊕



softer overhead lighting w/ brighter lights @ the desks

can make lower / higher

foot rests / holes thru desk to put feet on & rest

☐ = those "moveable" chairs seen at 2E and TLC (teaching + learning commons)

☐ = those chairs on 2E that have outlets on them

succulents across both sides similar to 2W + E to give nature / outdoor feel

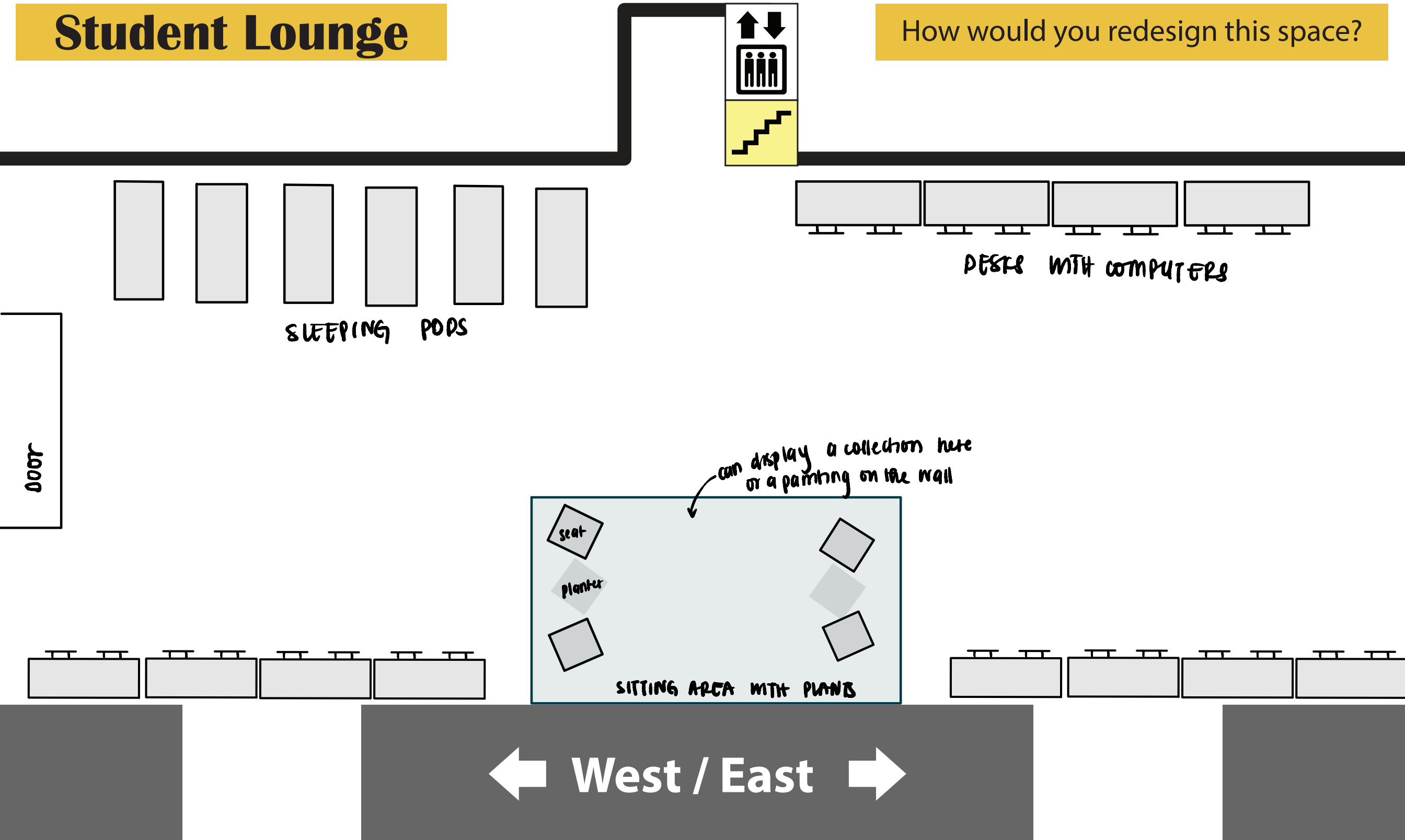
Portable Charger Stations

bean bag corner

← West / East →

Student Lounge

How would you redesign this space?



SLEEPING PODS

DESKS WITH COMPUTERS

door

can display a collection here
or a painting on the wall

seat

planter

SITTING AREA WITH PLANTS

West / East



Library Student Advisory Council: Meeting Notes (April 19, 2022; Geisel Meeting Room)

Welcome to LSAC

In Dani Cook's absence, Kymberly Goodson (Program Director for Spaces, Lending, & Access) welcomed Library Student Advisory Council members to the Geisel Meeting Room.

Group Photo!

Nikki Kolupailo (Program Director of Communications & Engagement) took a group photo of 2021-2022 LSAC members in attendance.

Introduction to the Data & GIS Lab and Digital Media Lab

Annelise Sklar (Assistant Program Director for Scholarship Tools and Methods) presented on the Library's Data & GIS Lab (Geisel 2nd Floor West) and Digital Media Lab (Geisel 2nd Floor East) and gave members a tour of both facilities. Annelise then posed the following questions to the Council:

1. What do "data" look like in your courses/discipline(s)? What do you analyze in your field?
 - For design/CogSci classes, data is usually user data (interviews, user testing, demographics) to inform our design decisions
 - For CSS classes, we usually deal with spreadsheets (csv. Files) that contain data to analyze
 - Data ends to look like a bunch of random numbers, most often mass that represent usually a biological aspect
 - I analyze patient vitals in clinical research
 - Survey answers
 - Age/gender/ethnicity/race
 - Historical primary & secondary sources
 - Policy papers
 - Surveys
 - Primary historical sources
 - Plutarch's account of different figures lives (poppy, Sulla)
 - Scholarly articles related to trauma studies & America's relationship w/ trauma
 - Novels
 - Bild 4 & Phys1AL- Collected by us
 - BILD 4- look at bacteria in soil
 - PHYS1AL-0 Logger Pro
 - Math 11-Analyzing prerecorded data
 - The data I often analyze are academic essays and novels/prose pieces that I'm meant to base essays and papers off of
 - People-their cultures/behaviors/language
 - Salinity
 - Alkalinity
 - Piracy historical
 - Envir.3 61bh policies
 - Aerospace engineering
 - Numbers from analyzing materials, flight times

- Physical models (planes, rockets wings with values and dimensions)
- Philosophy
- Not much data but more so reading old papers and publications
- I was in a research apprenticeship with my political science major and our data was bills from the past 20 years and what kind of support they had gathers. I've also had to work on customer analytics data in by business econ classes. Then in my econometrics class we were looking at some data in Stata as well to get regression tables
- My data in my courses is mostly the chemical quantities of unknown acids/bases, averages, standard deviations, and more
- Data looks like graphs sometimes as well
- Some of the data I've worked on includes demographics and tying that with a social issue. For example, I saw data from hospitals and it used a calculation on how likely a person will be admitted to the hospital, then if they had been admitted, will they get readmitted? We saw trends within demographics such as race and gender.

2. What do "publications" look like in your courses/discipline(s)? How do you share your findings?

- Websites/applications
- Graphs/plots
- Findings are shared in excel through graphs
- Research papers often organize data into graphs w/ STDEV: P values
- Research papers
- Graphs/charts
- Spreadsheets
- Research papers
- Historical arguments
- Shared via research papers, books
- Lab reports
- Google scholar research papers
- Often its heavily centered around research papers, analytical/academic essays, and discussion reflections
- Journals/papers/published books
- Professor's book
- PowerPoints
- Lab reports
- Latex, word, excel, solidworks, open rocket (files)- lots of publications show the things with these files
- Lots of websites, articles, videos (w/analysis)
- Graphs (bar charts, pie graphs)
- Diagrams
- Research papers and websites
- To share our findings, we use primary sources through the library to offer experimental observations. We also do lab reports where the data is used to make more calculations and draw conclusions about our experiments
- Data sets, research papers, surveys, data visualizations

3. What software do you use to do these things?

- Figma

- Python (Jupyter Hub)
- Excel
- Word
- Excel
- Spss
- UCSD Library Databases
- Google Docs
- Pen and Paper
- Word
- Loggerpro
- Minitab
- I use google docs almost exclusively, but I also often use my tablet and apple pen to record notes and my phone to take pics of notes
- MS Word
- Excel
- PPT
- Adobe PDF Reader
- Word
- Excel
- Latex
- Solidworks
- Inventor
- Fusion 360
- Open rocket
- Some physical machines in MAE building that run data for us
- I have used R studio and Stat
- I'm not sure if this counts but in my work I use the CMS website for the UCSDD Foundation website editing which has the option to include code
- I use Excel
- R studio/ R Markdown
- STATA
- SPSS
- Excel/google sheets

UC Library Search

Michelle Vogelsang Jones (Service Operations Strategist) gave an overview of UC Library Search, the University of California Libraries' new discovery tool. **All** LSAC members were asked to complete the [UC Library Search Exercise](#) by **Monday, April 25** to provide feedback to ensure the library's online sources meet student needs. If you have questions or comments to share about the exercise and/or UC Library Search, contact Michelle Vogelsang Jones (mvogelsang@ucsd.edu).

The next LSAC meeting will be May 17, 2022, in the Geisel Meeting Room